Cepi
RENEWABLE
RECYCLED
RESPONSIBLE
EUROPEAN

Fourth quarter 2024

TRADE STATISTICS

European pulp & paper industry



Market Pulp in Cepi Area

Summary 2
Market Pulp Consumption by Grade 5
Key Indicators by Grade 6
Market Pulp Trade 8
Market Pulp Trade by Quarter 8
Market Pulp Trade by Partner Country 11

Paper and Board in Cepi Area

Summary 12
Paper and Board Consumption by Grade 15
Key Indicators by Grade 17
Paper and Board Trade 20
Paper and Board Trade by Quarter 20
Paper and Board Exports by Destination 23
Paper and Board Imports by Origin 24
Production, Trade and Consumption by Country 25
Total Paper and Board 25

Geonomenclature 26

Content

Data included in this report is related to countries members of Cepi: Austria, Belgium, Czech Republic, Finland, France, Germany, Greece, Hungary, Italy, The Netherlands, Norway, Poland, Portugal, Romania, Slovakia, Slovenia, Spain, Sweden, United Kingdom. Data related to EU-27 countries is available on request.

Sources

Market Pulp : the sources used for market pulp are the National Associations for production - plus some Cepi estimations - and the Eurostat Comext Database for trade and consumption.
https://ec.europa.eu/eurostat/comext/newxtweb/
Paper and Board: data for paper and board are mainly provided by National Associations. For Greece, Hungary, Poland, Portugal, Romania, Slovakia, Slovenia and Sweden, trade data has not been provided and has been estimated by Cepi (Source: Eurostat, Cepi). These countries' production account for 22% of Cepi total production.

Definitions

More information and details related to the definitions and descriptions of terms and categories used in this report can be found in the Cepi booklet "Pulp and Paper Industry - Definitions and Concepts":

https://www.cepi.org/wp-content/uploads/2021/01/Cepi-Definitions-and-Concepts_2021-compressed.pdf

Cepi © 2025 Please mention "Cepi statistics" as a source if you use some of the figures, tables or charts in one of your publications. This report is for Cepi Members only and can't be distributed outside the pulp and paper industry without the prior Cepi's written permission.

Year-to-date - Evolution compared to 2023

Total Market Pulp
- Production
- Exports[1]
- Imports[1]
- Consumption[2]

Mechanical Market Pulp
- Production
- Exports[1]
- Imports[1]
- Consumption[2]

Chemical Market Pulp
- Production
- Exports[1]
- Imports[1]
- Consumption[2]

Other Market Pulp
- Production
- Exports[1]
- Imports[1]
- Consumption[2]

Evolution of Market Pulp Consumption[2] and Deliveries

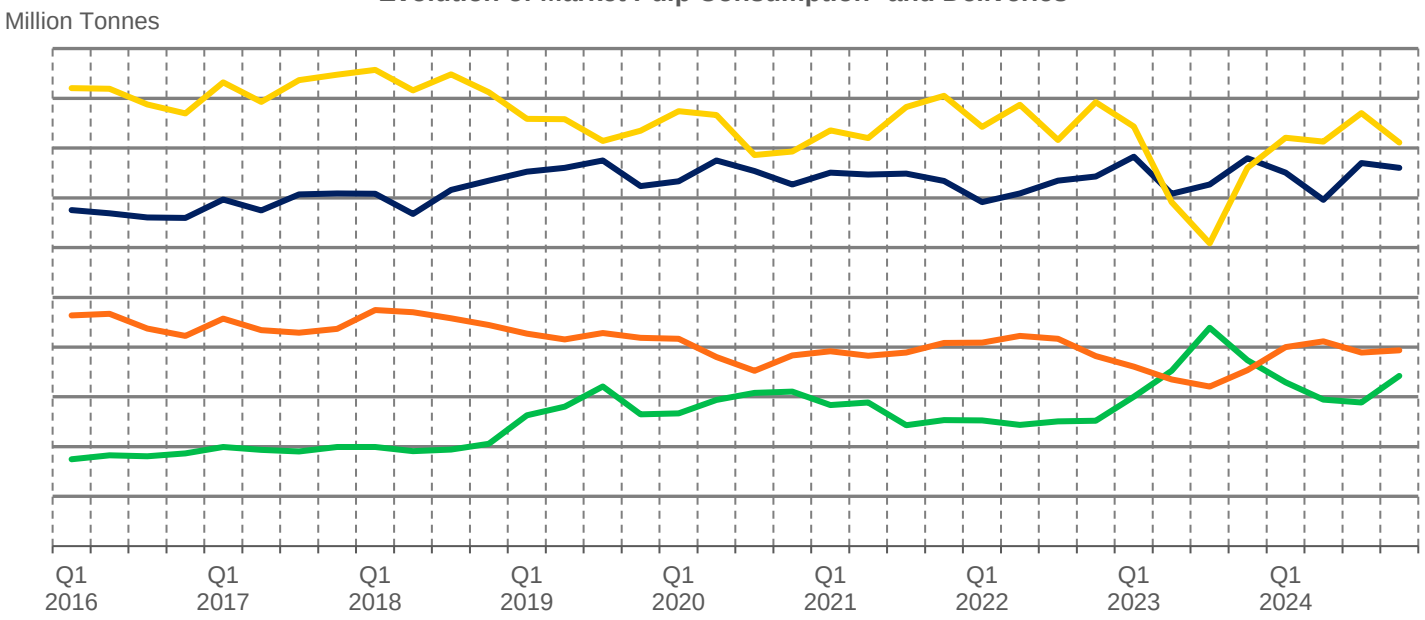

[1] *Exports and Imports to/from outside Cepi countries.*

[2] *Cepi market pulp consumption: Production - Exports to outside Cepi + Imports from outside Cepi*

source: Eurostat

Quarterly Market Pulp Consumption 2021-2024

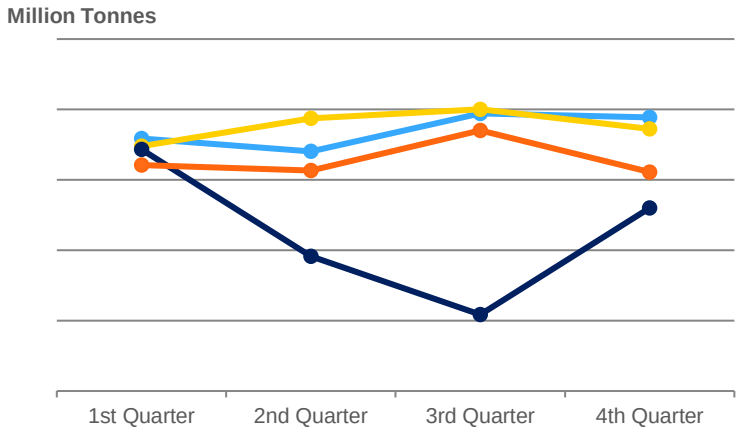

Main Consumers

Cumulative



Market Pulp Exports by Region of Destination

Cumulative

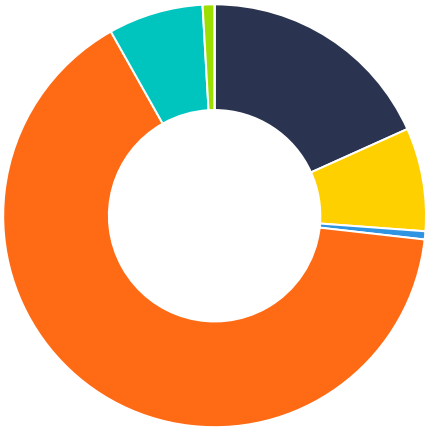

Market Pulp Imports by Region of Origin

Cumulative

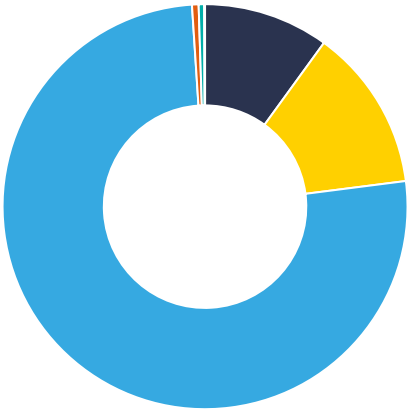

Market Pulp Exports by Country of Destination

Cumulative

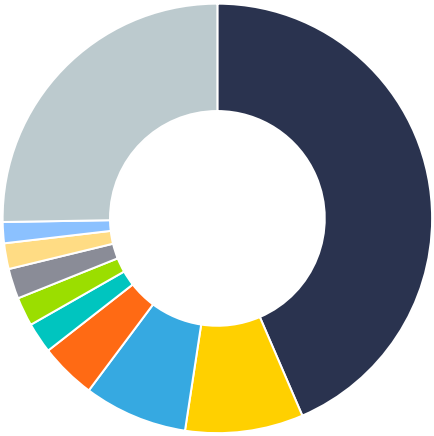

Market Pulp Imports by Country of Origin

Cumulative

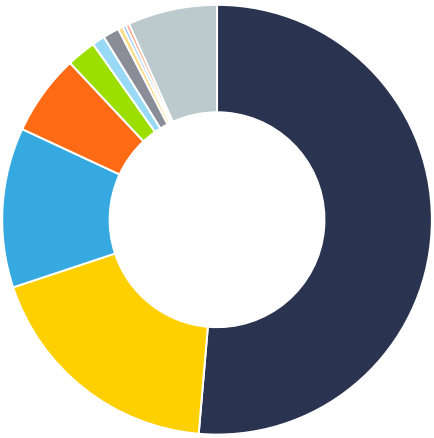

Market Pulp Exports and Imports by Quarter

'000 Tonnes

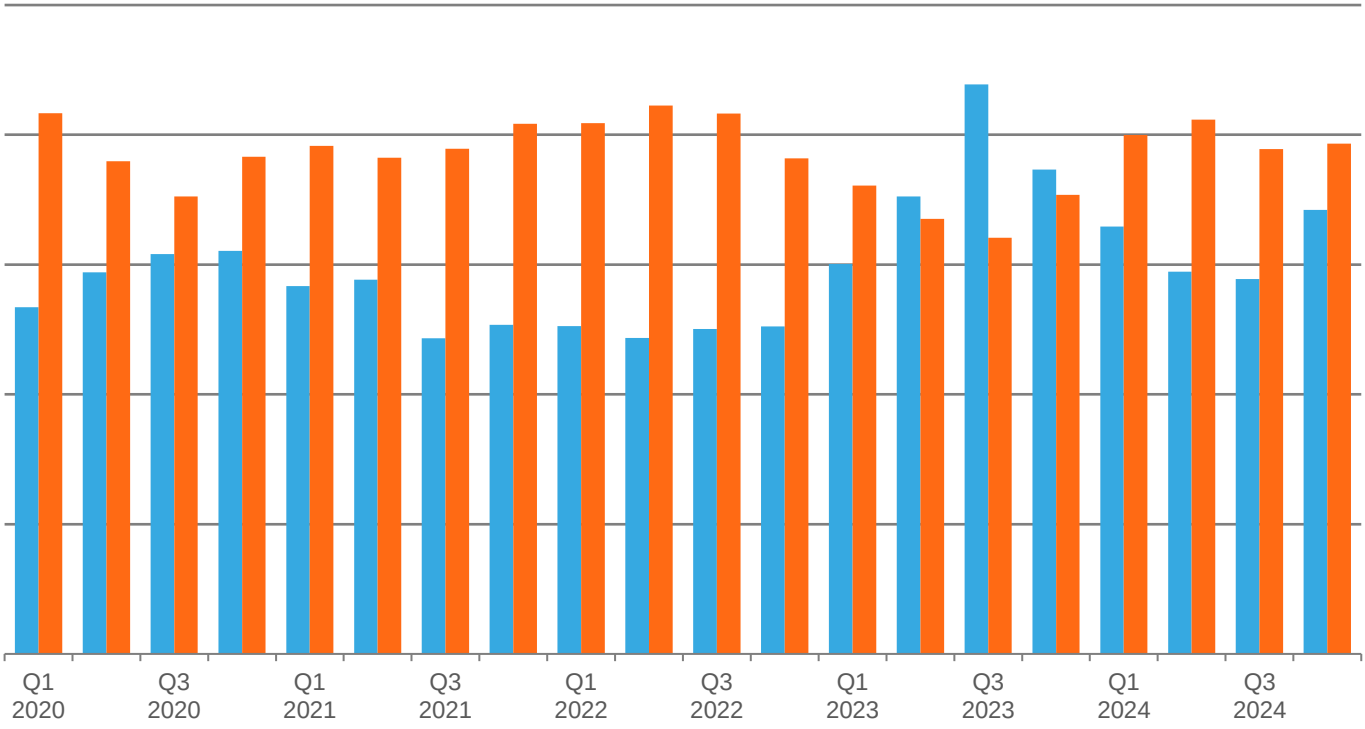

Market Pulp Trade Balance by Region - This Quarter

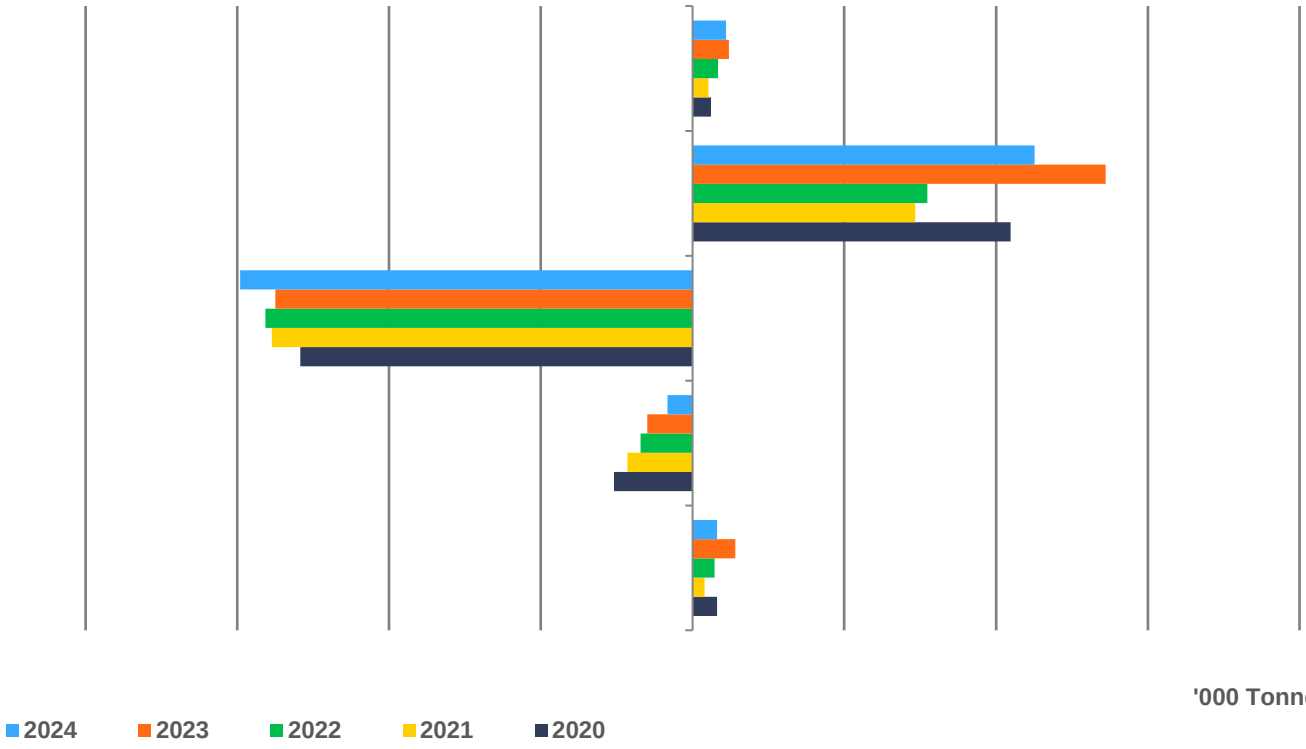

'000 Tonnes

2024 2023 2022 2021 2020

Market Pulp Consumption by Grade

'000 Tonnes	This Quarter			Previous Quarter		Cumulative		
	4Q2024	4Q2023	% chge	3Q2024	% chge*	2024	2023	% chge
Mechanical Pulp								
Chemical Pulp								
Other Pulp								
Total Pulp								

** % change current quarter with previous quarter*

Market Pulp Consumption by Grade

Cumulative

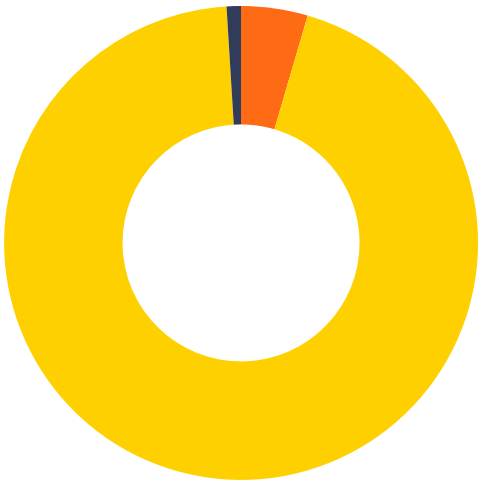

% Change in Market Pulp Consumption by Grade

Compared to same quarter of previous year

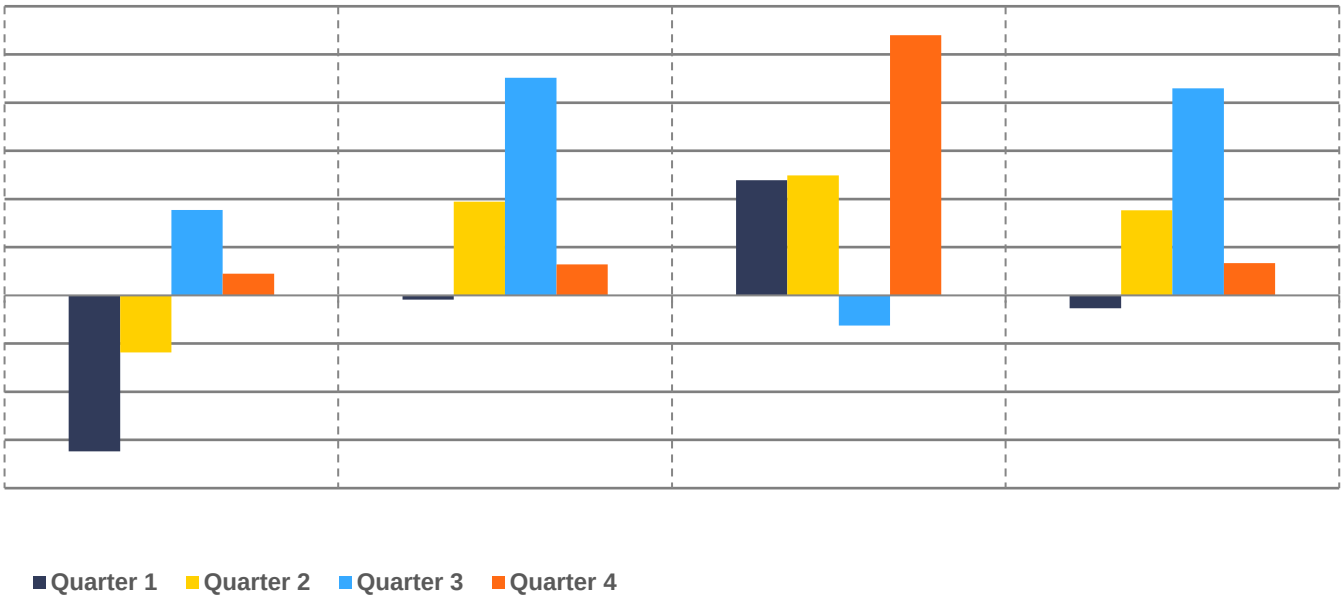

MARKET PULP - Key Indicators by Grade

Cepi Area

'000 Tonnes	First Quarter		Second Quarter		Third Quarter		Fourth Quarter		Cumulative		% chge
	2024	2023	2024	2023	2024	2023	2024	2023	2024	2023	2024/2023
Production											
Mechanical Pulp											
Chemical Pulp											
Other Pulp											
Total Market Pulp											
Exports to outside Cepi											
Mechanical Pulp											
Chemical Pulp											
Other Pulp											
Total Market Pulp											
Imports from outside Cepi											
Mechanical Pulp											
Chemical Pulp											
Other Pulp											
Total Market Pulp											
Trade Balance with outside Cepi Region											
Mechanical Pulp											
Chemical Pulp											
Other Pulp											
Total Market Pulp											
Consumption											
Mechanical Pulp											
Chemical Pulp											
Other Pulp											
Total Market Pulp											

MARKET PULP - Key Indicators by Grade

Cepi Area

This Quarter

'000 Tonnes	Production	Exports to other Cepi Countries	Exports to Countries outside Cepi	Imports from Other Cepi Countries	Imports from Countries outside Cepi	Consumption Prod. + Imports - Exports	% change with same quarter previous year	% change with previous quarter
Mechanical Pulp								
Chemical Pulp								
Other Pulp								
Total Market Pulp								
% Change compared to same quarter of previous year								
Mechanical Pulp								
Chemical Pulp								
Other Pulp								
Total Market Pulp								

Cumulative

'000 Tonnes								
Mechanical Pulp								
Chemical Pulp								
Other Pulp								
Total Market Pulp								
Cumulative % Change								
Mechanical Pulp								
Chemical Pulp								
Other Pulp								
Total Market Pulp								

MARKET PULP - Trade by Quarter

Cepi Area

'000 Tonnes	First Quarter		Second Quarter		Third Quarter		Fourth Quarter		Cumulative		% chge
	2024	2023	2024	2023	2024	2023	2024	2023	2024	2023	2024/2023
Production											
Exports to outside Cepi											
Imports from outside Cepi											
Consumption											
Exports to outside Cepi											
Other Europe											
North America											
Latin America											
Asia											
Rest of the World											
Total											
Imports from outside Cepi											
Other Europe											
North America											
Latin America											
Asia											
Rest of the World											
Total											
Trade Balance with Outside Cepi Region											
Other Europe											
North America											
Latin America											
Asia											
Rest of the World											
Total											

Market Pulp Exports by Region and by Quarter

Million Tonnes

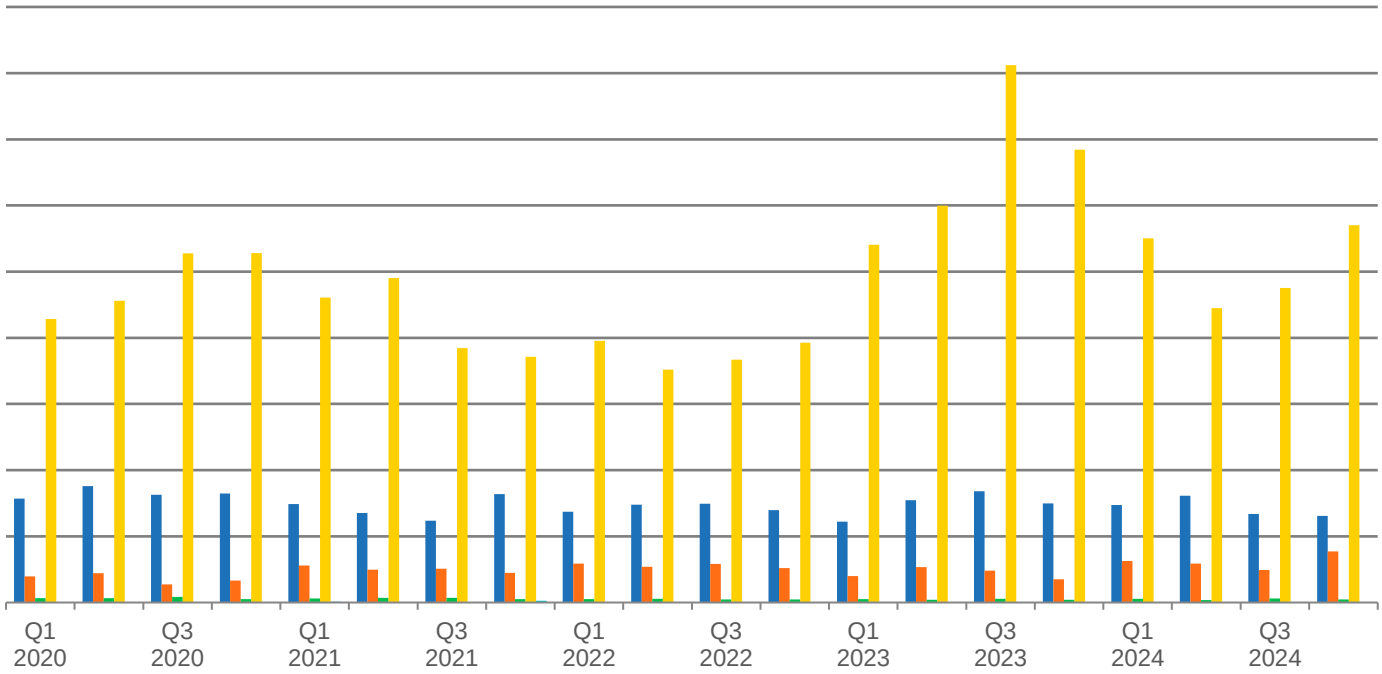

Market Pulp Exports by Region - Cumulative

Million Tonnes

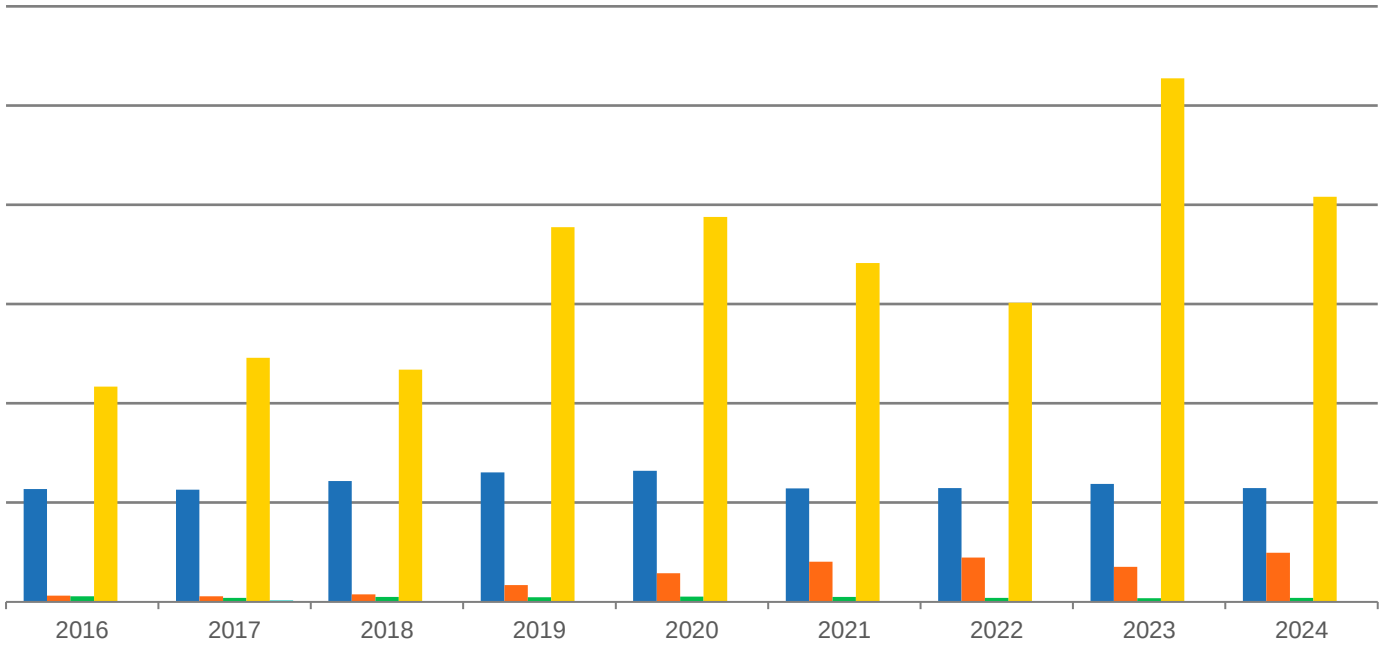

Market Pulp Imports by Region and by Quarter

Million Tonnes

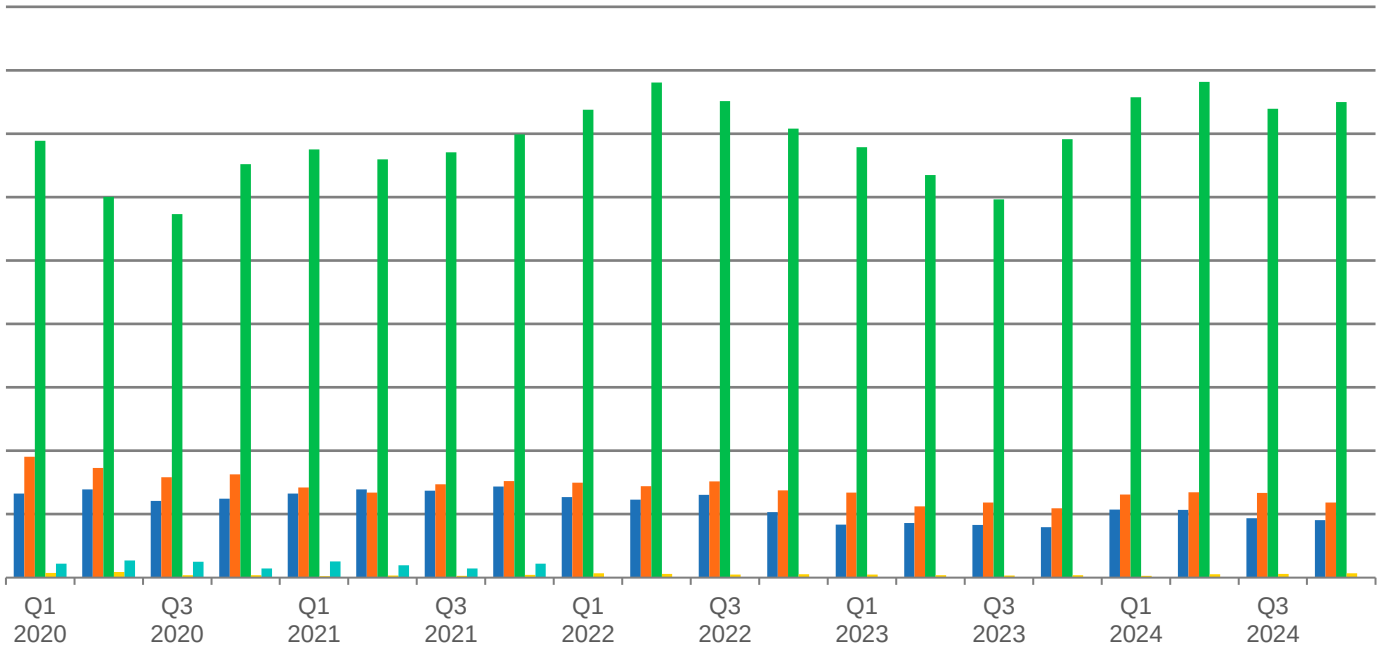

North America

Market Pulp Imports by Region - Cumulative

Million Tonnes

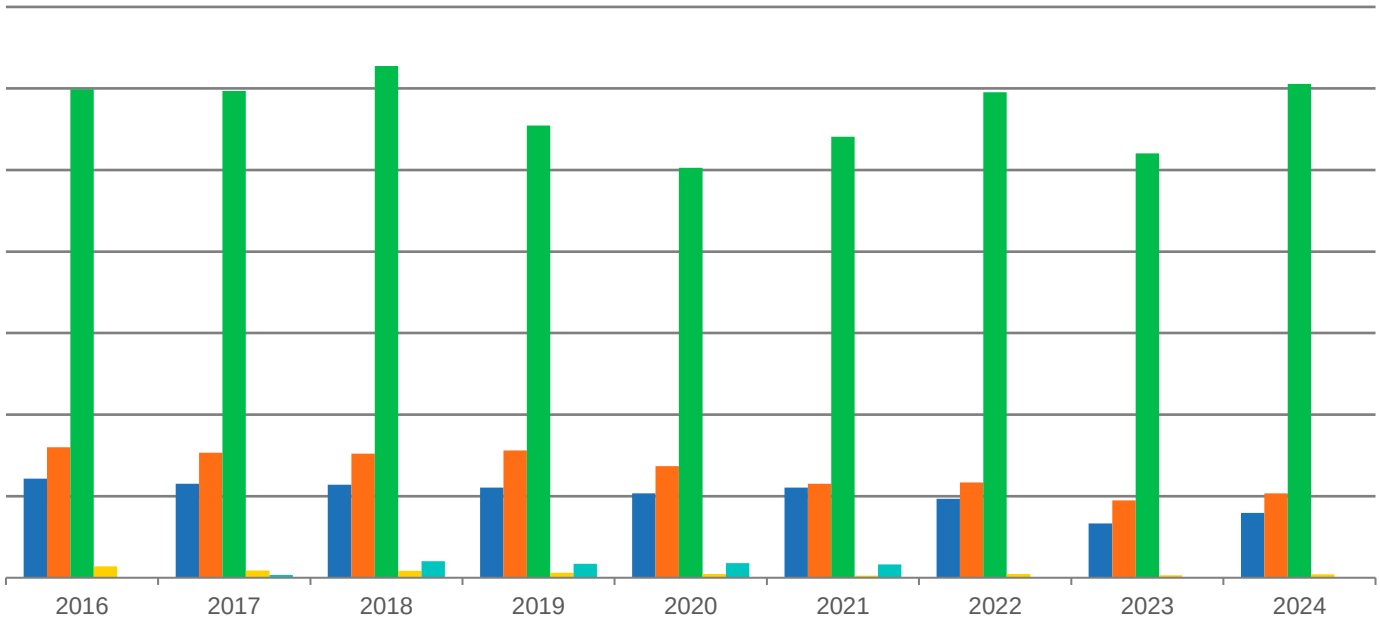

MARKET PULP - Trade by Destination and Origin

Cepi Area

Exports - Cumulative

	Mechanical Pulp		Chemical Pulp		Other Pulp		Total Pulp	
	'000 Tonnes	% chge	'000 Tonnes	% chge	'000 Tonnes	% chge	'000 Tonnes	% chge
China								
Turkey								
United States								
India								
Hong Kong								
Indonesia								
Egypt								
Japan								
Thailand								
Rest of the World								
Total Exports to Outside Cepi								

n.r. *: not relevant - very high percent changes on small volumes or compared to zero.*

Imports - Cumulative

	Mechanical Pulp		Chemical Pulp		Other Pulp		Total Pulp	
	'000 Tonnes	% chge	'000 Tonnes	% chge	'000 Tonnes	% chge	'000 Tonnes	% chge
Brazil								
Uruguay								
United States								
Chile								
Estonia								
Canada								
Switzerland								
Croatia								
Latvia								
China								
Rest of the World								
Total Imports from Outside Cepi								

n.r. *: not relevant - very high percent changes on small volumes or compared to zero.*

Year-to-date - Evolution compared to 2024

Total Paper and Board
- Production
- Exports[1]
- Imports[1]
- Consumption[2]

Tota Graphic Papers
- Production
- Exports[1]
- Imports[1]
- Consumption[2]

Total Packaging paper and Board
- Production
- Exports[1]
- Imports[1]
- Consumption[2]

Tissue Paper
- Production
- Exports[1]
- Imports[1]
- Consumption[2]

Other Paper and Board
- Production
- Exports[1]
- Imports[1]
- Consumption[2]

Evolution of Paper and Board Consumption[2] and Deliveries

Million Tonnes

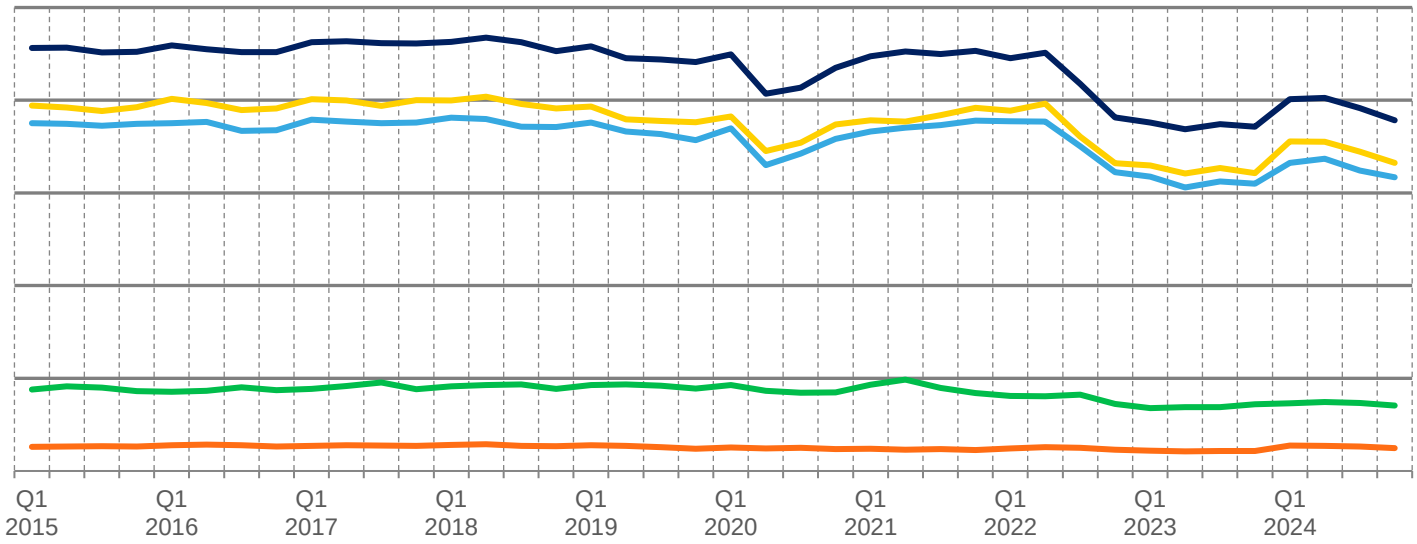

1 Exports and Imports to/from outside Cepi countries.

2 Cepi paper and board consumption: Production - Exports to outside Cepi + Imports from outside Cepi

source: National Associations

Quarterly Paper and Board Consumption 2021-2024

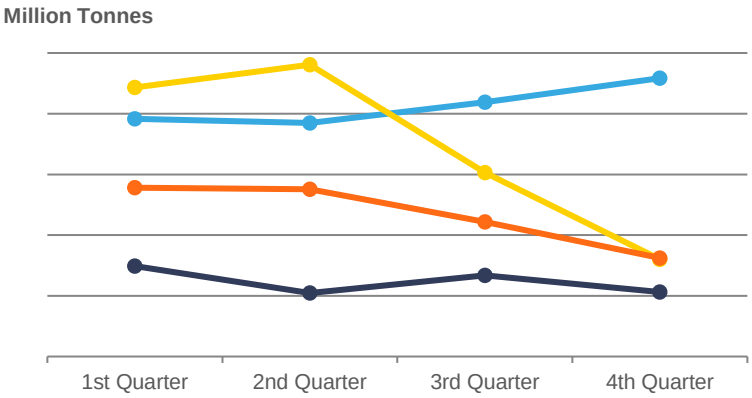

Main Consumers
Cumulative



Paper and Board Exports by Region of Destination
Cumulative

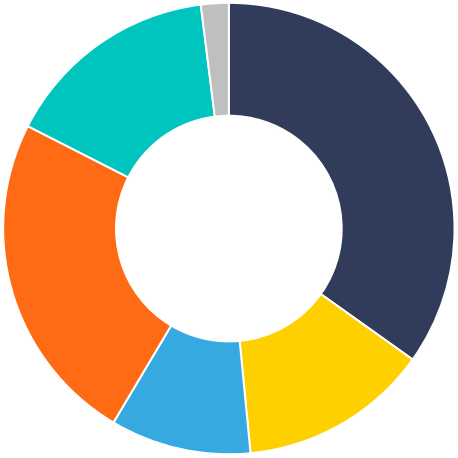

Paper and Board Imports by Region of Origin
Cumulative

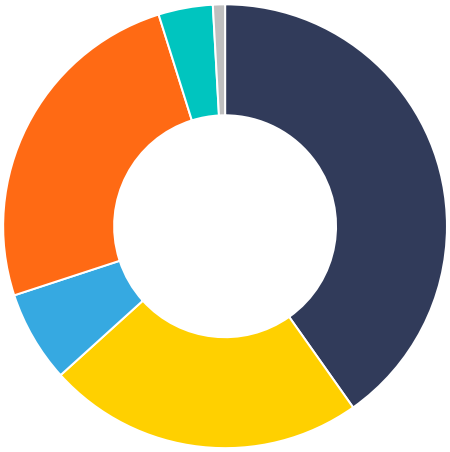

Paper and Board Exports by Country of Destination
Cumulative

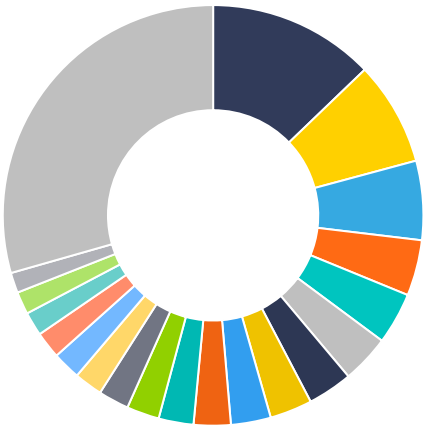

Paper and Board Imports by Country of Origin
Cumulative

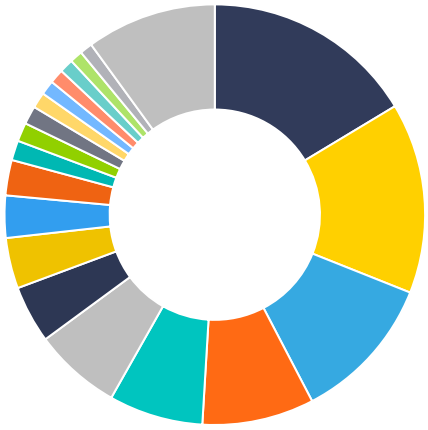

Paper and Board Exports and Imports by Quarter

Million Tonnes

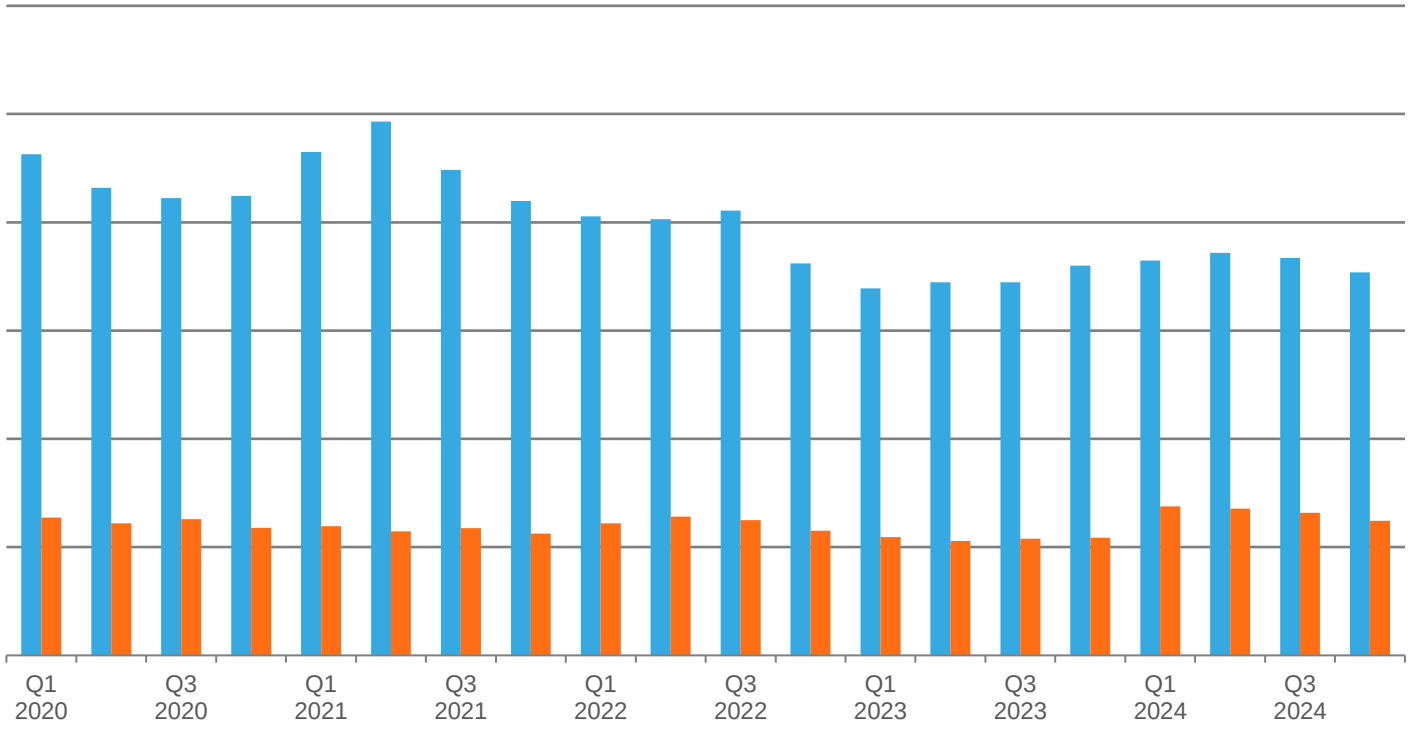

Paper and Board Trade Balance by Region - This Quarter

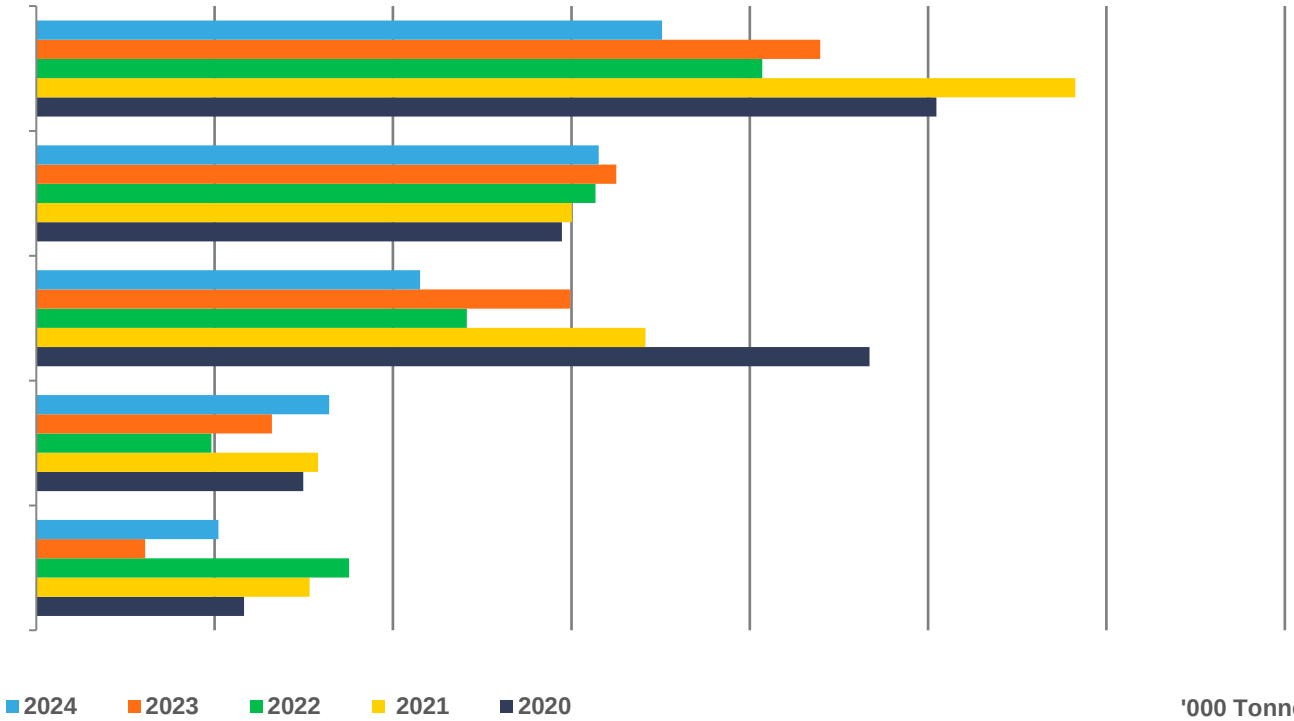

Paper and Board Consumption by Grade

'000 Tonnes	This Quarter			Previous Quarter		Cumulative		
	4Q2024	4Q2023	% chge	3Q2024	% chge*	2024	2023	% chge
Newsprint								
Uncoated Mechanical								
Uncoated Woodfree								
Coated Mechanical								
Coated Woodfree								
Printing and Writing Papers								
Total Graphic Papers								
Tissue Paper								
Containerboard								
Carton Boards								
Wrappings								
Other Paper and Board for Packaging								
Total Packaging Paper and Board								
Other Paper and Board								
Total Paper and Board								

Total Graphic Papers[1]

'000 Tonnes	This Quarter			Previous Quarter		Cumulative		
	4Q2024	4Q2023	% chge	3Q2024	% chge*	2024	2023	% chge
Newsprint								
Uncoated Papers								
Coated Papers								
Woodfree Papers								
Mechanical Papers								
Total Graphic Papers								

** % change current quarter with previous quarter*

[1] Total Graphic Papers detailed by uncoated/coated and mechanical/woodfree grades

Paper and Board Consumption by Grade
Cumulative



% Change in Paper and Board Consumption by Grade

Compared to same quarter of previous year

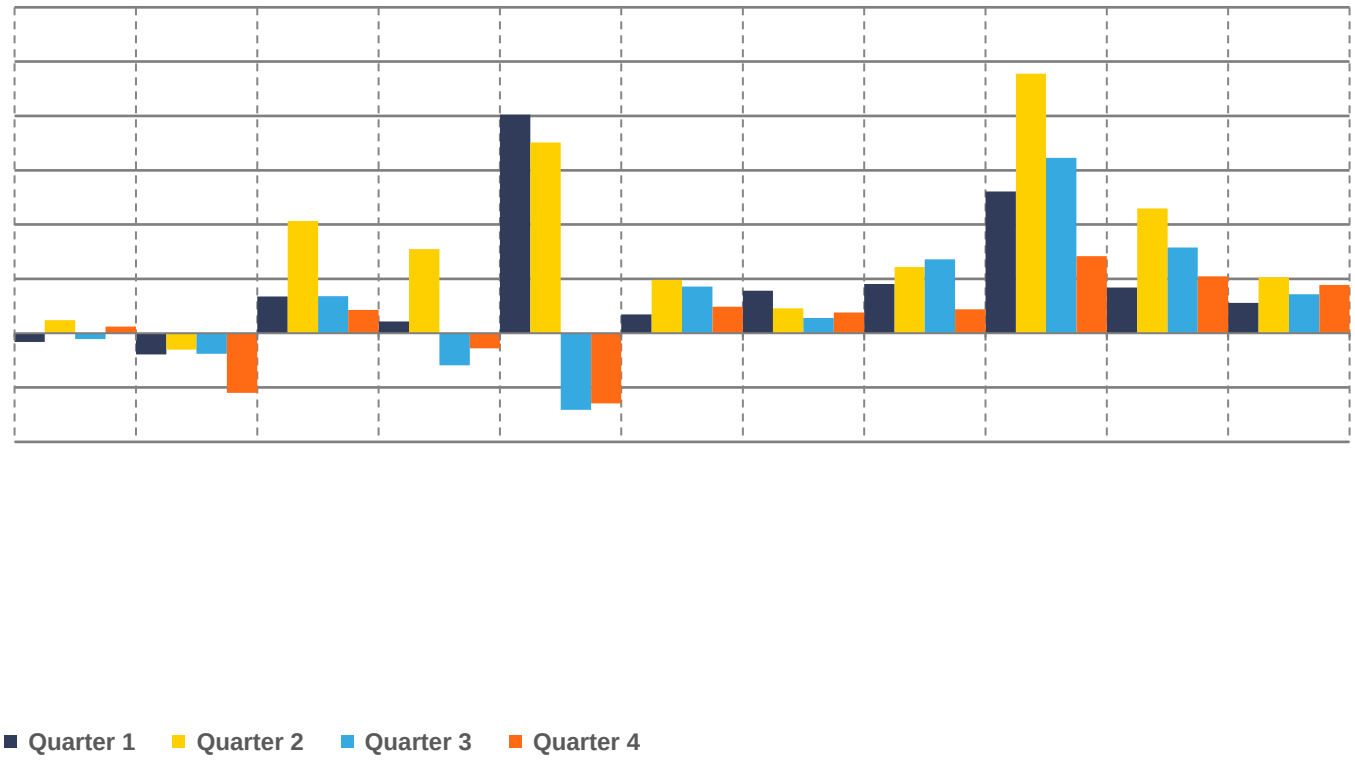

PAPER AND BOARD - Key Indicators by Grade

Cepi Area

'000 Tonnes	First Quarter		Second Quarter		Third Quarter		Fourth Quarter		Cumulative		% chge
	2024	2023	2024	2023	2024	2023	2024	2023	2024	2023	2024/2023
Production											
Total Graphic Papers											
Total Packaging Paper and Board											
Tissue Paper											
Other Paper and Board											
Total Paper and Board											
Total Deliveries											
Total Graphic Papers											
Total Packaging Paper and Board											
Tissue Paper											
Other Paper and Board											
Total Paper and Board											
Exports to outside Cepi											
Total Graphic Papers											
Total Packaging Paper and Board											
Tissue Paper											
Other Paper and Board											
Total Paper and Board											
Imports from outside Cepi											
Total Graphic Papers											
Total Packaging Paper and Board											
Tissue Paper											
Other Paper and Board											
Total Paper and Board											
Consumption											
Total Graphic Papers											
Total Packaging Paper and Board											
Tissue Paper											
Other Paper and Board											
Total Paper and Board											

PAPER AND BOARD - Key Indicators by Grade

Cepi Area

This Quarter

'000 Tonnes	Production	Domestic Deliveries	Exports to other Cepi Countries	Exports to Countries outside Cepi	Total Deliveries	Imports from other Cepi Countries	Imports from Countries outside Cepi	Consumption Prod. + Imports - Exports	% change with same quarter previous year	% change with previous quarter
Newsprint										
Uncoated Mechanical										
Uncoated Woodfree										
Coated Mechanical										
Coated Woodfree										
Total Graphic Papers										
Tissue Paper										
Containerboard										
Cartonboard										
Wrappings										
Other Paper and Board for Packaging										
Total Packaging Paper and Board										
Other Paper and Board										
Total Paper and Board										

% Change compared to same quarter of previous year

%										
Newsprint										
Uncoated Mechanical										
Uncoated Woodfree										
Coated Mechanical										
Coated Woodfree										
Total Graphic Papers										
Tissue Paper										
Containerboard										
Cartonboard										
Wrappings										
Other Paper and Board for Packaging										
Total Packaging Paper and Board										
Other Paper and Board										
Total Paper and Board										

PAPER AND BOARD - Key Indicators by Grade

Cepi Area

Cumulative

'000 Tonnes	Production	Domestic Deliveries	Exports to other Cepi Countries	Exports to Countries outside Cepi	Total Deliveries	Imports from other Cepi Countries	Imports from Countries outside Cepi	Consumption Prod. + Imports - Exports	Cumulative % change with previous year
Newsprint									
Uncoated Mechanical									
Uncoated Woodfree									
Coated Mechanical									
Coated Woodfree									
Total Graphic Papers									
Tissue Paper									
Containerboard									
Cartonboard									
Wrappings									
Other Paper and Board for Packaging									
Total Packaging Paper and Board									
Other Paper and Board									
Total Paper and Board									

Cumulative % Change

%	Production
Newsprint	
Uncoated Mechanical	
Uncoated Woodfree	
Coated Mechanical	
Coated Woodfree	
Total Graphic Papers	
Tissue Paper	
Containerboard	
Cartonboard	
Wrappings	
Other Paper and Board for Packaging	
Total Packaging Paper and Board	
Other Paper and Board	
Total Paper and Board	

PAPER AND BOARD - Trade by Quarter

Cepi Area

'000 Tonnes	First Quarter		Second Quarter		Third Quarter		Fourth Quarter		Cumulative		% chge
	2024	2023	2024	2023	2024	2023	2024	2023	2024	2023	2024/2023
Production											
Exports to outside Cepi											
Internal Deliveries											
Imports from outside Cepi											
Consumption											
Exports to outside Cepi											
Other Europe											
North America											
Latin America											
Asia											
Rest of the World											
Total											
Imports from outside Cepi											
Other Europe											
North America											
Latin America											
Asia											
Rest of the World											
Total											
Trade Balance											
Other Europe											
North America											
Latin America											
Asia											
Rest of the World											
Total											

Paper and Board Exports by Region and by Quarter

Million Tonnes

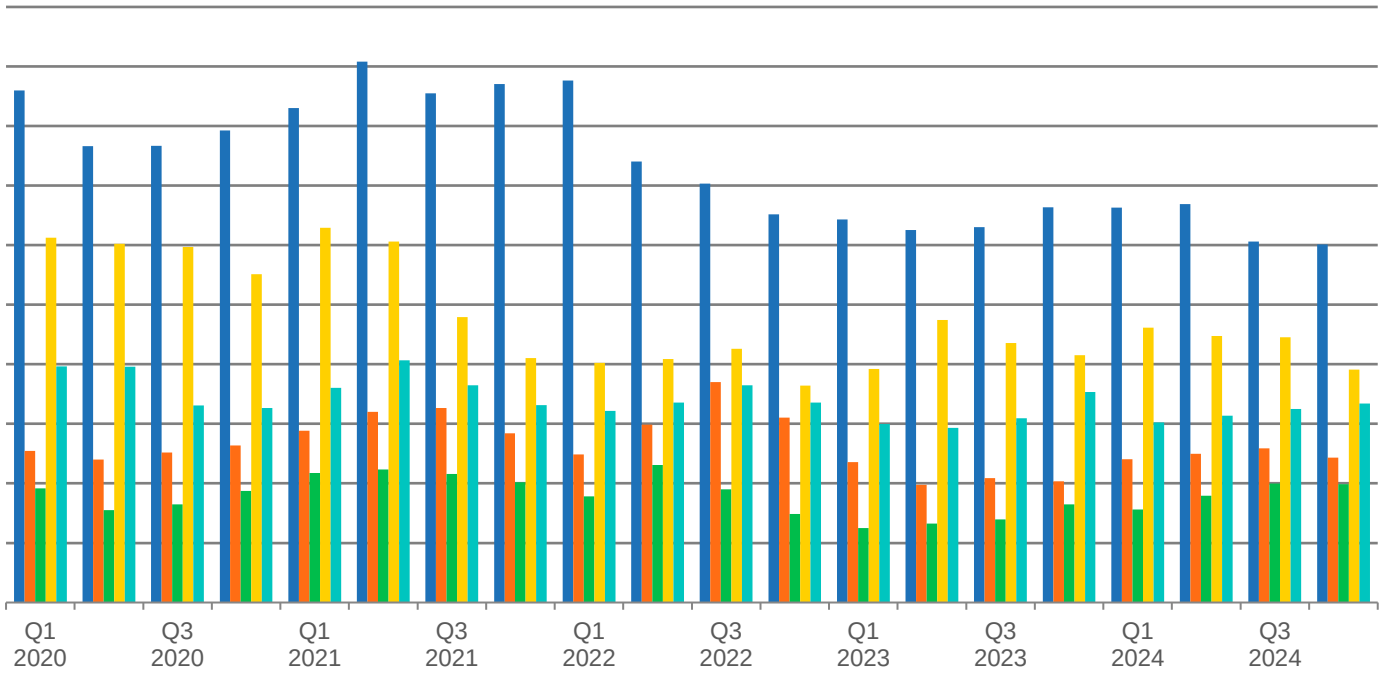

Paper and Board Exports by Region - Cumulative

Million Tonnes

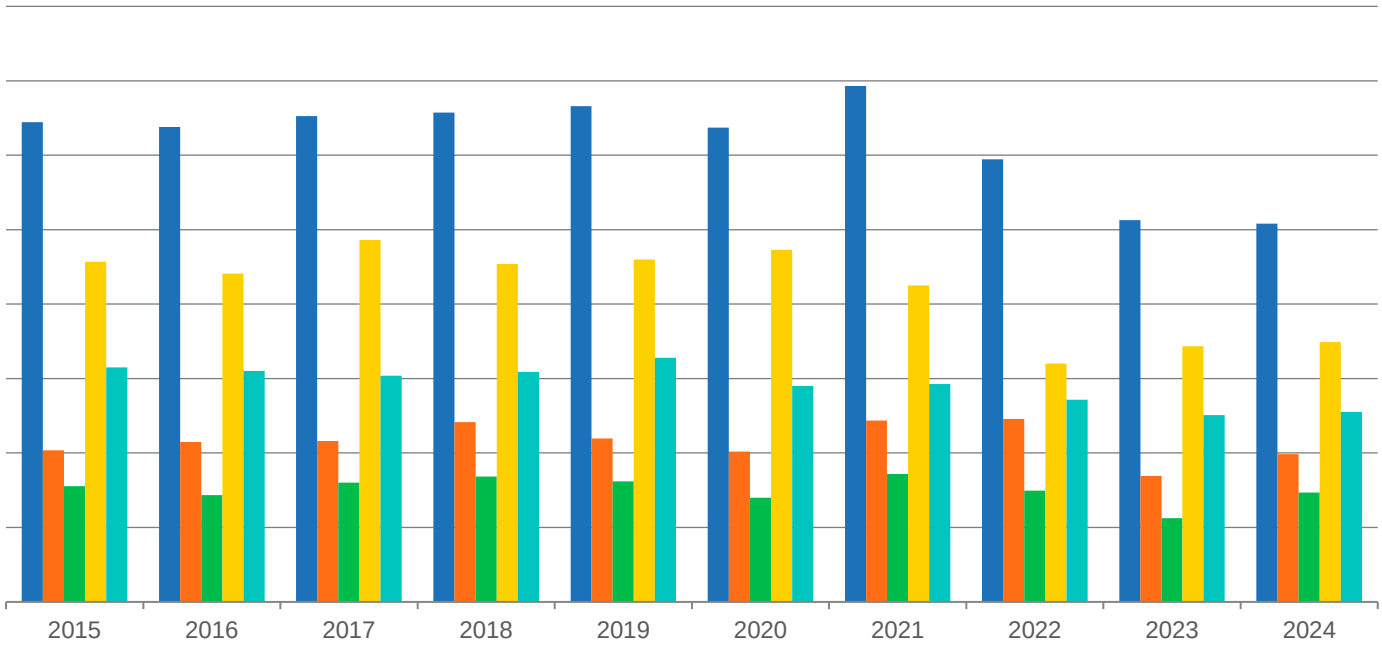

Paper and Board Imports by Region and by Quarter

Million Tonnes

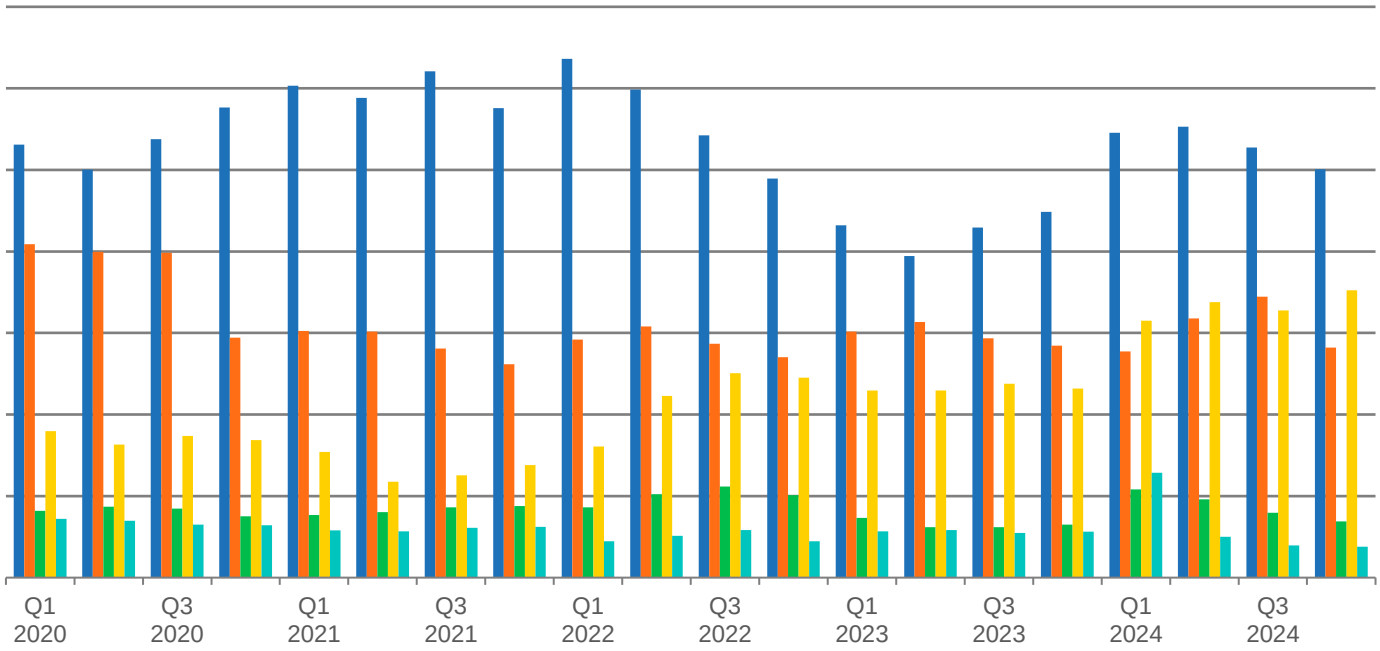

Paper and Board Imports by Region - Cumulative

Million Tonnes

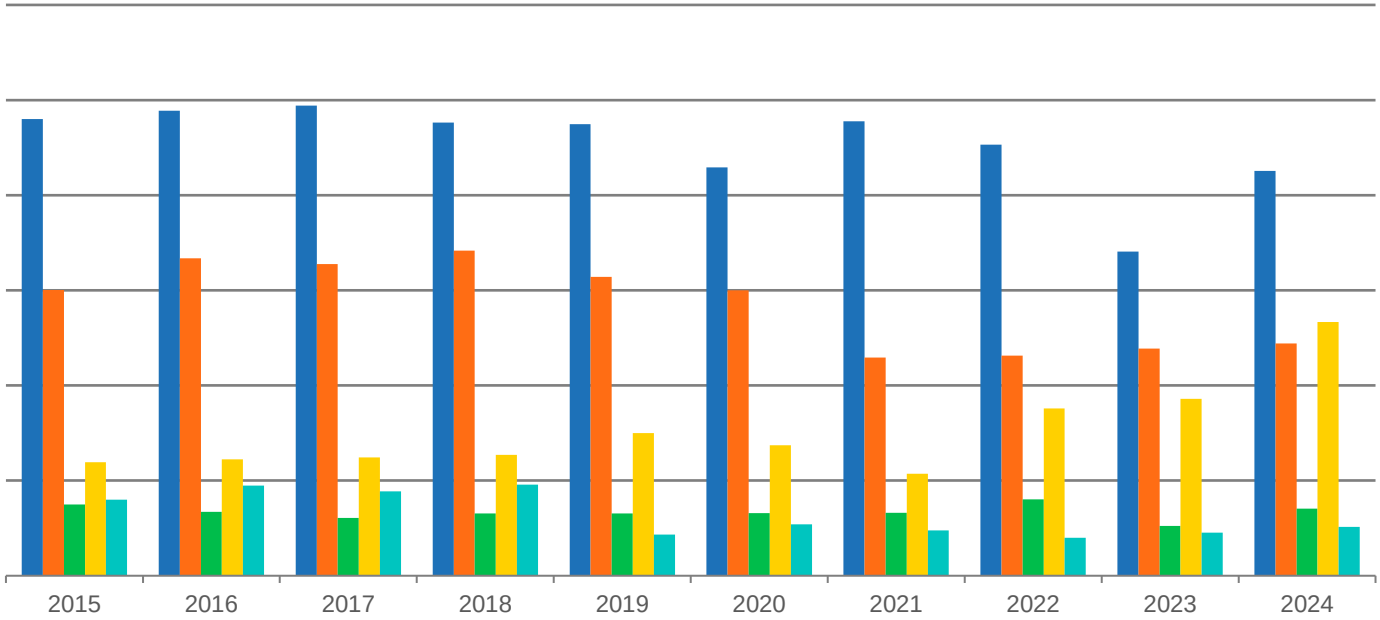

PAPER AND BOARD - Exports by Destination

Cepi Area

Exports - Cumulative

'000 Tonnes	EU Non-Cepi Countries	Turkey	Switzerland	Ukraine	Serbia	Total Non-Cepi Europe	United States	Canada	Total North America	Mexico	Brazil	Total Latin America
Newsprint												
Uncoated Mechanical												
Uncoated Woodfree												
Coated Mechanical												
Coated Woodfree												
Total Graphic Papers												
Tissue Paper												
Containerboard												
Carton Board												
Wrappings												
Other P&B for Packaging												
Total Packaging P&B												
Other Paper and Board												
Total Paper and Board												
Cumulative % Changes												

'000 Tonnes	China	India	Saudi Arabia	Total Asia	Algeria	Morocco	Egypt	Total Africa	Oceania	Rest of the World*	Total Exports to Outside Cepi	Cumulative % Changes
Newsprint												
Uncoated Mechanical												
Uncoated Woodfree												
Coated Mechanical												
Coated Woodfree												
Total Graphic Papers												
Tissue Paper												
Containerboard												
Carton Board												
Wrappings												
Other P&B for Packaging												
Total Packaging P&B												
Other Paper and Board												
Total Paper and Board												
Cumulative % Changes												

PAPER AND BOARD - Imports by Origin

Cepi Area

Imports - Cumulative

'000 Tonnes	EU Non-Cepi Countries	Turkey	Serbia	Switzerland	Ukraine	Total Non-Cepi Europe	United States	Canada	Total North America	Brazil	Chile	Total Latin America
Newsprint												
Uncoated Mechanical												
Uncoated Woodfree												
Coated Mechanical												
Coated Woodfree												
Total Graphic Papers												
Tissue Paper												
Containerboard												
Carton Board												
Wrappings												
Other P&B for Packaging												
Total Packaging P&B												
Other Paper and Board												
Total Paper and Board												
Cumulative % Changes												

'000 Tonnes	China	Indonesia	India	Total Asia	Algeria	Egypt	South Africa	Total Africa	Oceania	Rest of the World*	Total Imports from Outside Cepi	Cumulative % Changes
Newsprint												
Uncoated Mechanical												
Uncoated Woodfree												
Coated Mechanical												
Coated Woodfree												
Total Graphic Papers												
Tissue Paper												
Containerboard												
Carton Board												
Wrappings												
Other P&B for Packaging												
Total Packaging P&B												
Other Paper and Board												
Total Paper and Board												
Cumulative % Changes												

Total Paper and Board

This Quarter

'000 Tonnes	A Production	B Domestic Deliveries	C Exports to other Cepi	D Exports to oustide Cepi	B + C + D Total Deliveries	E Imports from Other Cepi	F Imports from outside Cepi	G Consumption (Production + imports - exports)	% Chge Previous Year
Austria									
Belgium									
Czech Republic									
France									
Germany									
Italy									
Netherlands									
Poland									
Portugal									
Romania									
Spain									
Sweden									
United Kingdom									
Other Cepi Countries									
Total Cepi									

Cumulative

'000 Tonnes	A Production	B Domestic Deliveries	C Exports to other Cepi	D Exports to oustide Cepi	B + C + D Total Deliveries	E Imports from Other Cepi	F Imports from outside Cepi	G Consumption (Production + imports - exports)	% Chge Previous Year
Austria									
Belgium									
Czech Republic									
France									
Germany									
Italy									
Netherlands									
Poland									
Portugal									
Romania									
Spain									
Sweden									
United Kingdom									
Other Cepi Countries									
Total Cepi									

Data estimation: for Greece, Hungary, Poland, Portugal, Romania, Slovakia, Slovenia and Sweden, trade data has not been provided and has been estimated by Cepi (Source: Eurostat, Cepi). These countries' production account for 22% of Cepi total production.

France and Spain: Domestic Deliveries have been estimated by Cepi.

Geonomenclature

Cepi uses the following Geonomenclature for its statistics

Europe

Cepi Countries

Austria, Belgium, Czech Republic, Finland, France, Germany, Greece, Hungary, Italy, The Netherlands, Norway, Poland, Portugal, Romania, Slovakia, Slovenia, Spain, Sweden, United Kingdom.

Other Europe than Cepi Countries

Albania, Andorra, Belarus, Bosnia-Herzegovina, Bulgaria, Croatia, Cyprus, Denmark, Estonia, Faeroe Islands, Gibraltar, Iceland, Ireland, Isle of Man, Kosovo, Latvia, Liechtenstein, Lithuania, Luxembourg, Macedonia, Malta, Moldova (Republic of), Monaco, Montenegro, Russian Federation, San Marino, Serbia, Svalbard & Jan Mayen Islands, Switzerland, Turkey, Ukraine, Vatican City State.

EU-27 Countries

Austria, Belgium, Bulgaria, Croatia Cyprus, Czech Republic, Denmark, Estonia, Finland, France, Germany, Greece, Hungary, Ireland, Italy, Latvia, Lithuania, Luxembourg, Malta, The Netherlands, Poland, Portugal, Romania, Slovakia, Slovenia, Spain, Sweden.

Africa

Algeria, Angola, Benin, Botswana, British Indian Ocean Territory, Burkina Faso, Burundi, Cameroon, Cape Verde, Central African Republic, Ceuta, Chad, Comoros, Congo, Congo (Democratic Republic), Cote d'Ivoire, Djibouti, Egypt, Equatorial Guinea, Africa, Eritrea, Ethiopia, Gabon, Gambia, Ghana, Guinea, Guinea-Bissau, Kenya, Lesotho, Liberia, Libyan Arab Jamahiriya, Madagascar, Malawi, Mali, Mauritania, Mauritius, Mayotte, Melilla, Morocco, Mozambique, Namibia, Niger, Nigeria, Reunion, Rwanda, Saint Helena, Sao Tome and Principe, Senegal, Seychelles, Sierra Leone, Somalia, South Africa, Sudan, Swaziland, Tanzania, Togo, Tunisia, Uganda, Western Sahara, Zambia, Zimbabwe.

Asia

Afghanistan, Armenia, Azerbaijan, Bahrain, Bangladesh, Bhutan, Brunei, Darussalam, Cambodia, China, Georgia, Hong Kong, India, Indonesia, Iran, Iraq, Israel, Japan, Jordan, Kazakhstan, Korea (Democratic People's Republic of), Korea (Republic of(S)), Kuwait, Kyrgyzstan, Lao People's Democratic Republic, Lebanon, Macao, Malaysia, Maldives, Mongolia, Myanmar, Nepal, Oman, Pakistan, Philippines, Qatar, Saudi Arabia, Singapore, Sri Lanka, Syrian Arab Republic, Taiwan, Tajikistan, Thailand, Timor Leste, Turkmenistan, United Arab Emirates, Uzbekistan, Viet Nam, West bank /Gaza, Yemen.

Latin America

Anguilla, Antigua & Barbuda, Argentina, Aruba, Bahamas, Barbados, Belize, Bermuda, Bolivia, Brazil, Cayman Islands, Chile, Colombia, Costa Rica, Cuba, Dominica, Dominican Republic, Ecuador, El Salvador, Falkland Islands (Malvinas), French Guiana, Grenada, Guadeloupe, Guatemala, Guyana, Haiti, Honduras, Jamaica, Martinique, Mexico, Montserrat, Netherlands Antilles, Nicaragua, Panama, Paraguay, Peru, Puerto Rico, Saint Kitts and Nevis, Saint Lucia, Saint Vincent & Grenadines, Sint-Maarten (France), Suriname, Trinidad & Tobago, Turks & Caicos Islands, Uruguay, Venezuela, Virgin Islands (British), Virgin Islands (U.S.).

North America

Canada, Greenland, Saint Pierre and Miquelon, United States.

Rest of the World

American Samoa, Antarctica, Australia, Bouvet Island, Christmas Island, Cocos (Keeling) Islands, Cook Islands, Fiji, French Polynesia, French Southern Territories, Guam, Hawaiian Islands (U.S.), Heard & McDonald Islands, Kiribati, Marshall Islands, Micronesia (Federated States of), Nauru, New Caledonia, New Zealand, Niue, Norfolk Island, Northern Mariana Islands, Palau, Papua New Guinea, Pitcairn, Samoa, Salomon Islands, South Georgia & South Sandwich Islands, Tokelau, Tonga, Tuvalu, US Minor Outlying Islands, Vanuatu, Wallis & Futuna Islands.