Utilisation and Collection of Paper for Recycling in Europe*

Collection of paper for recycling has reached **xxx million tonnes** in the fourth quarter of 2024, a decrease of **-xx %** compared to the same quarter of the previous year.

Collection of paper for recycling had reached **xxx million tonnes** in the year of 2024, with a cumulative change of **-xx %** over the same period of 2023.

Utilisation was **xx million tonnes** in this quarter, an increase of **xx%** compared to the same quarter of the previous year.

Utilisation of paper for recycling had reached **xx million tonnes** in the year of 2024, increasing by **xx %** compared to the same period of 2023.

Collection of Paper for Recycling in Europe*

'000 Tonnes

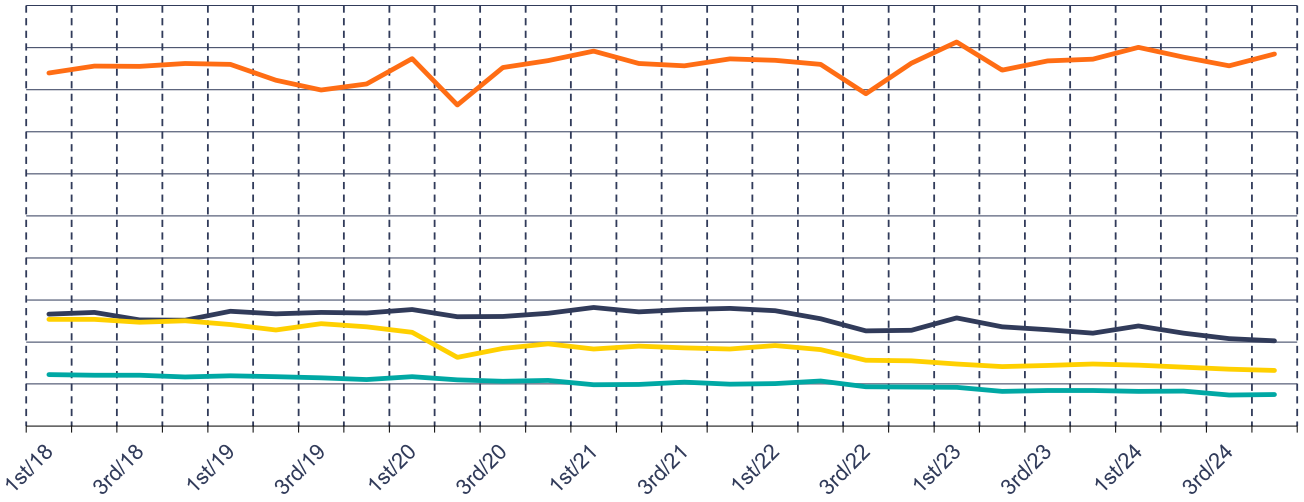

Utilisation of Paper for Recycling in Europe*

'000 Tonnes

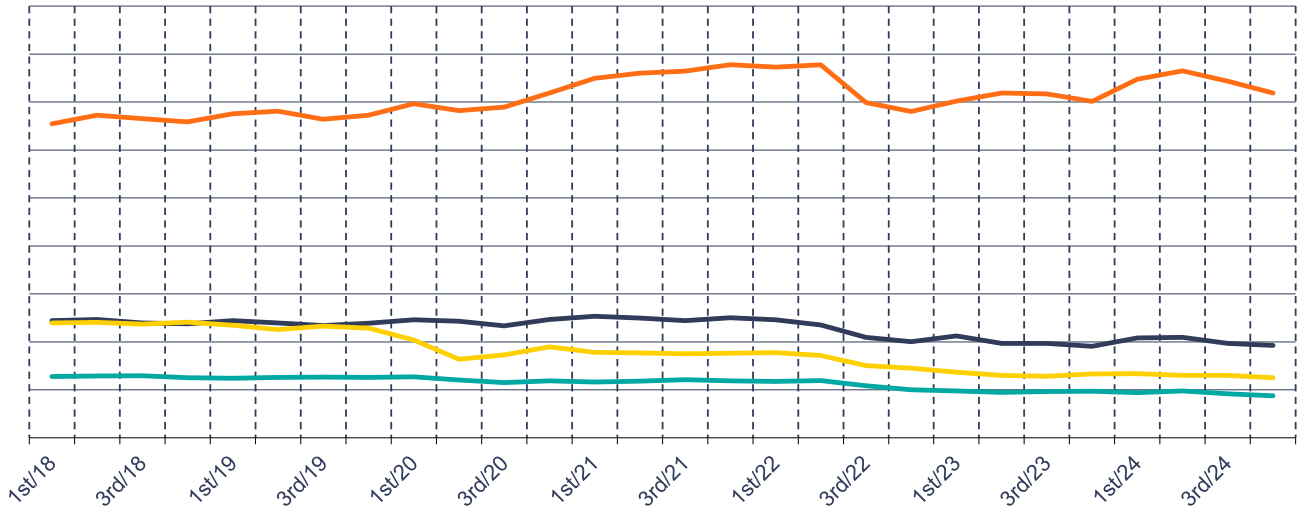

*** Europe** = EU-27 countries + Norway, Switzerland and the United Kingdom

Cepi © 2025 Please mention "Cepi statistics" as a source if you use some of the figures, tables or charts in one of your publications.
This report is for Cepi Members only and can't be distributed outside the pulp and paper industry without the prior Cepi's written permission.

Utilisation, Trade and Collection of Paper for Recycling in Europe*

Thousand Tonnes	1st/23	2nd/23	3rd/23	4th/23	**Cumulative 2023**	1st/24	2nd/24	3rd/24	4th/24	**Cumulative 2024**	% Change on Same Quarter Previous Year	**Cumulative % Change on Previous Year**
Total Paper for Recycling												
Utilisation												
Exports**												
Imports**												
Collection												
Class I - Mixed Grades												
Utilisation												
Exports**												
Imports**												
Collection												
Class II - Corrugated and Kraft												
Utilisation												
Exports**												
Imports**												
Collection												
Class III - Newspapers and Magazines												
Utilisation												
Exports**												
Imports**												
Collection												
Class IV - Other Grades												
Utilisation												
Exports**												
Imports**												
Collection												

*** Europe** = EU-27 countries + Norway, Switzerland and the United Kingdom

** Exports and Imports include trade between EU countries

Utilisation, Trade and Collection of Paper for Recycling in Europe* in 2022 and 2023

Thousand Tonnes	1st/22	2nd/22	3rd/22	4th/22	**Year 2022**	1st/23	2nd/23	3rd/23	4th/23	**Year 2023**	**Cumulative % Change on Previous Year**
Total Paper for Recycling											
Utilisation											
Exports**											
Imports**											
Collection											
Class I - Mixed Grades											
Utilisation											
Exports**											
Imports**											
Collection											
Class II - Corrugated and Kraft											
Utilisation											
Exports**											
Imports**											
Collection											
Class III - Newspapers and Magazines											
Utilisation											
Exports**											
Imports**											
Collection											
Class IV - Other Grades											
Utilisation											
Exports**											
Imports**											
Collection											

*** Europe** = EU-27 countries + Norway, Switzerland and the United Kingdom

** Exports and Imports include trade between EU countries

Quarterly Collection of Paper for Recycling (EU-27+3): Total Paper for Recycling

Thousand Tonnes

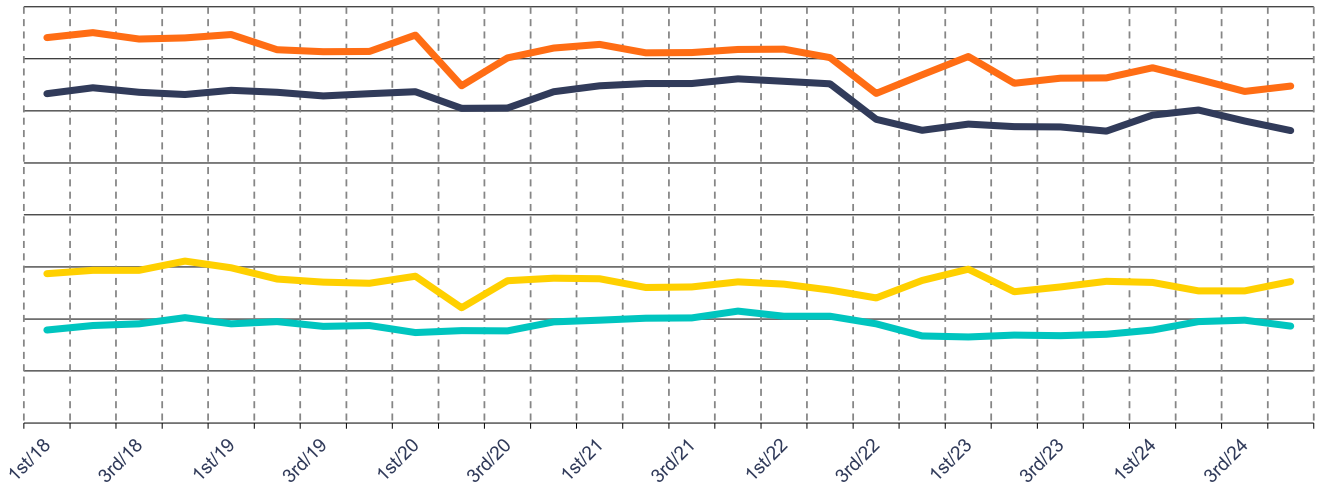

Quarterly Collection of Paper for Recycling (EU-27+3): Mixed Grades

Thousand Tonnes

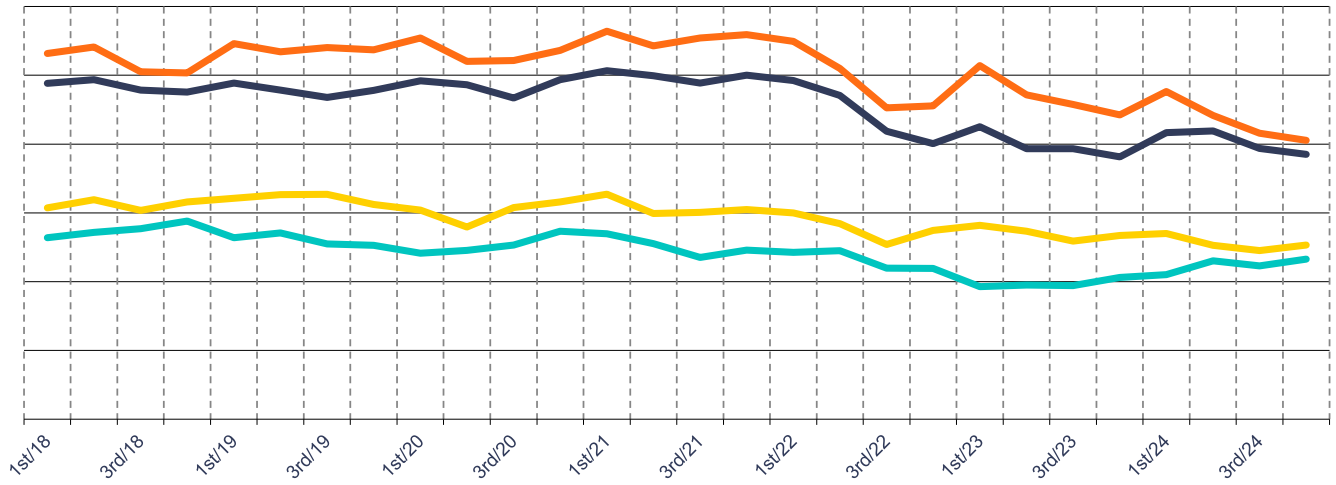

Quarterly Collection of Paper for Recycling (EU-27+3): Corrugated and Kraft

Thousand Tonnes

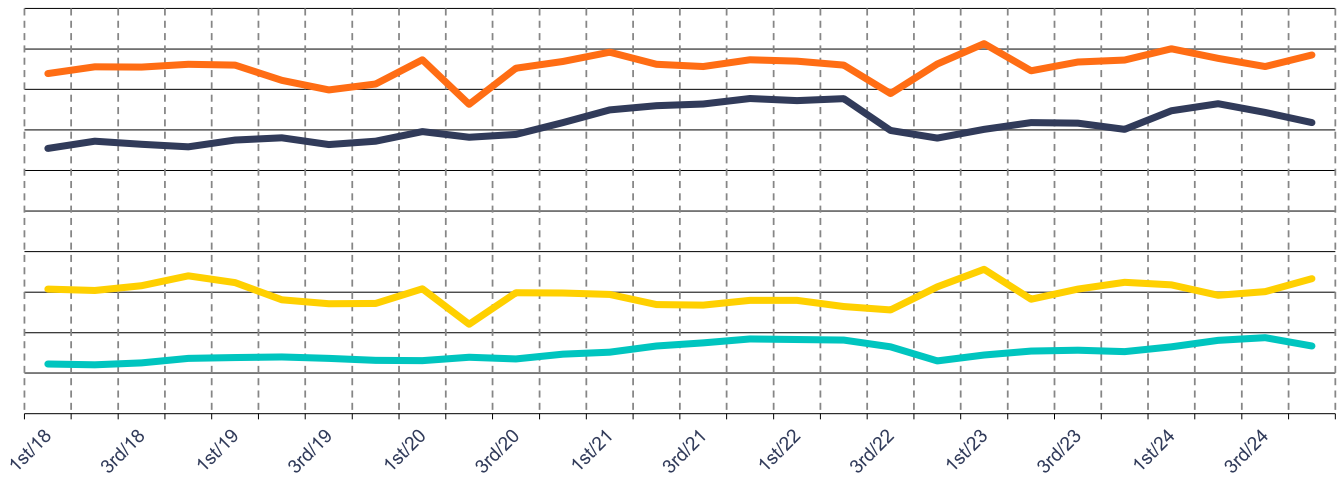

Quarterly Collection of Paper for Recycling (EU-27+3): Newspapers and Magazines

Thousand Tonnes

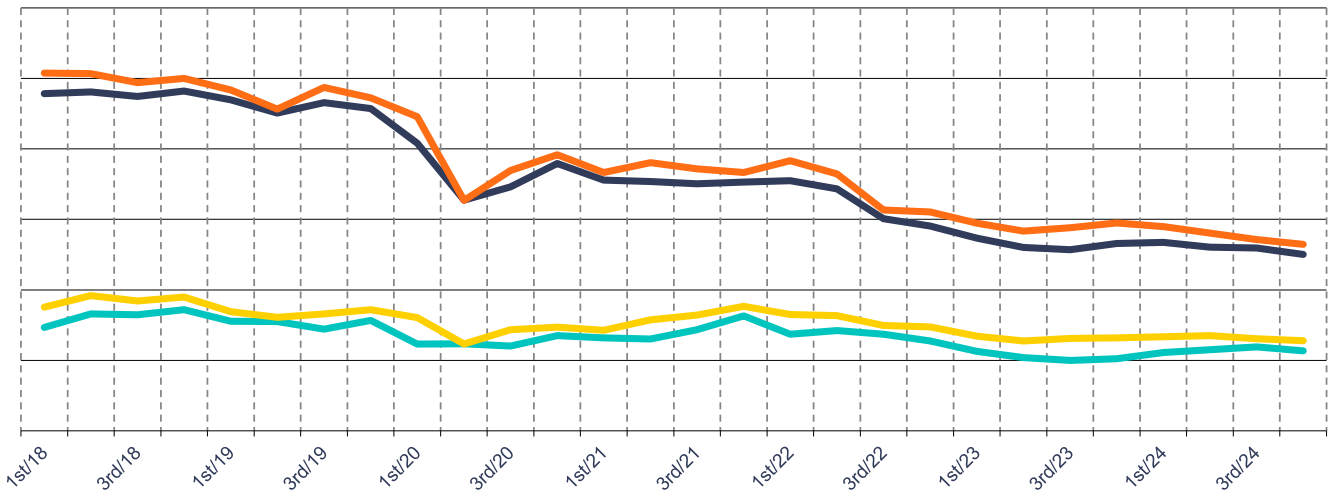

Quarterly Collection of Paper for Recycling (EU-27+3): Other Grades

Thousand Tonnes

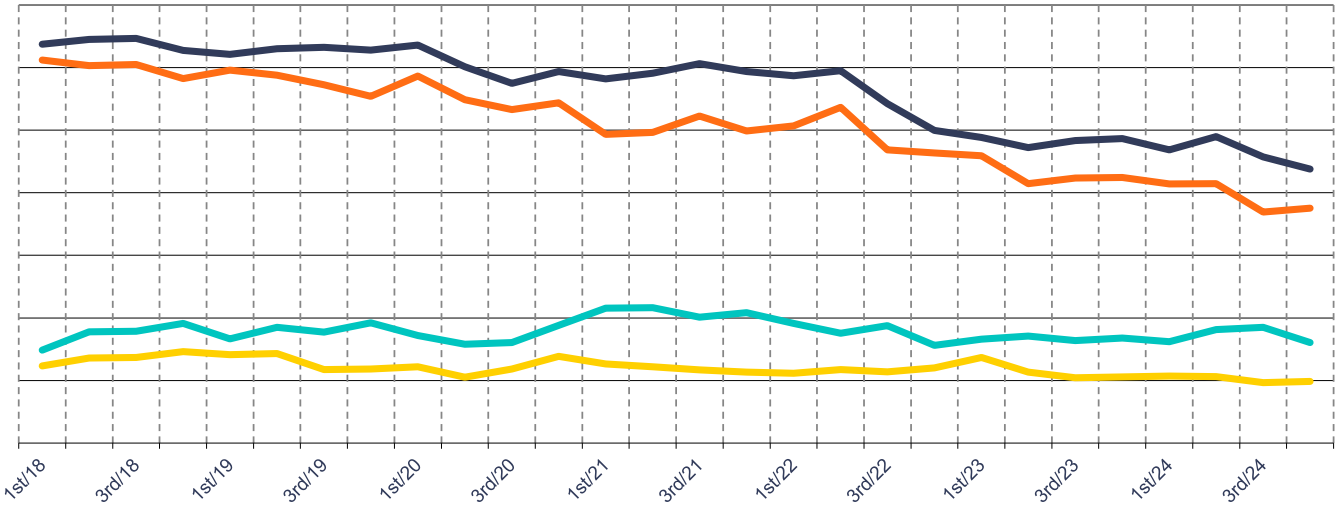

EU-27 Exports* of Paper for Recycling by Destination - Cumulative

Partner Country	Quantity (January - December)		Share		% Change
Tonnes	2023	2024	2023	2024	2024/2023
World					
India					
Vietnam					
Indonesia					
Turkey					
Malaysia					
Thailand					
Switzerland					
Ukraine					
Serbia					
United Kingdom					
Rest of World					

*Source: TDM - * Exports outside EU region*

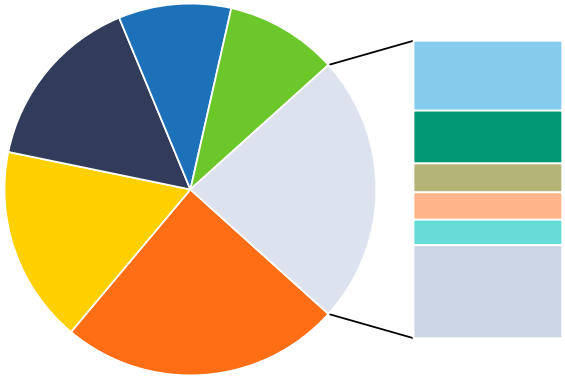

Source: TDM

EU-27 Exports of Paper for Recycling by Month

Million Tonnes

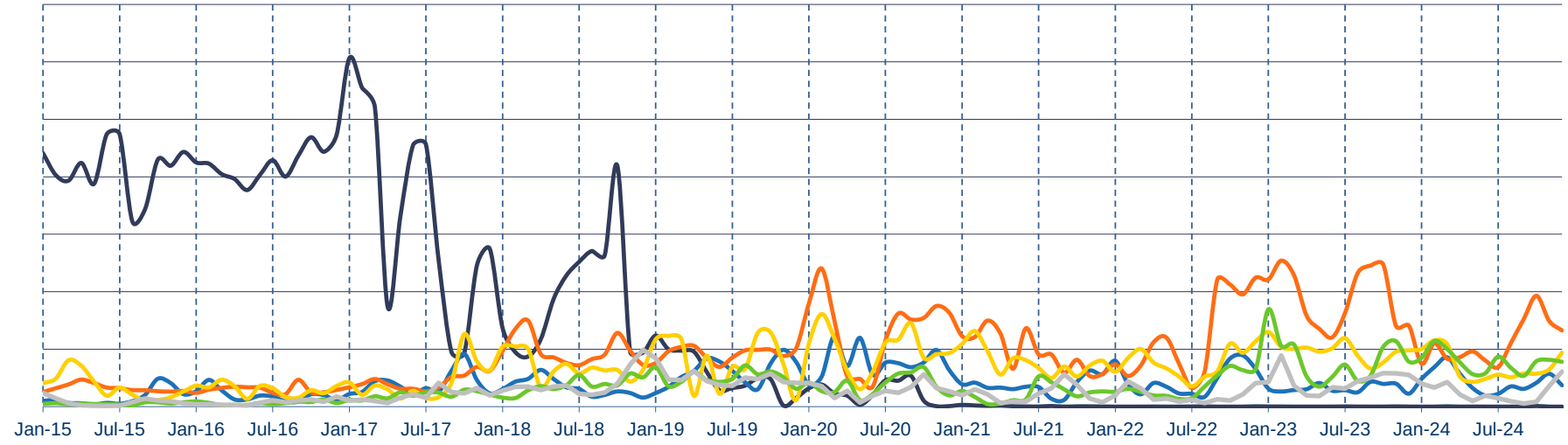

Source: TDM

EU-27 Imports* of Paper for Recycling by Origin - Cumulative

Partner Country	Quantity (January - December)		Share		% Change
Tonnes	2023	2024	2023	2024	2024/2023
World					
United Kingdom					
Switzerland					
Norway					
United States					
Serbia					
Iceland					
Bosnia and Herzegovina					
Canada					
Israel					
Rest of World					

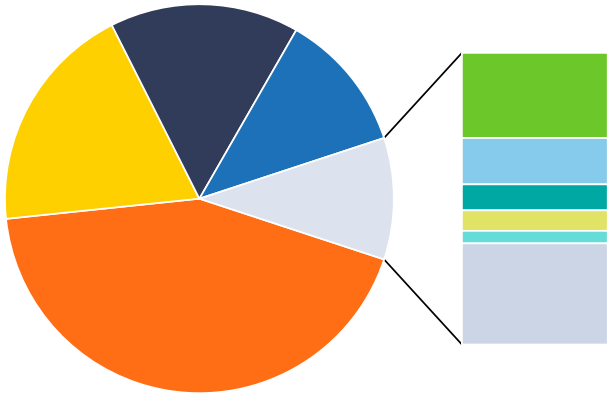

Source: TDM

*Source: TDM - * Imports from outside EU region*

EU-27 Imports of Paper for Recycling by Month

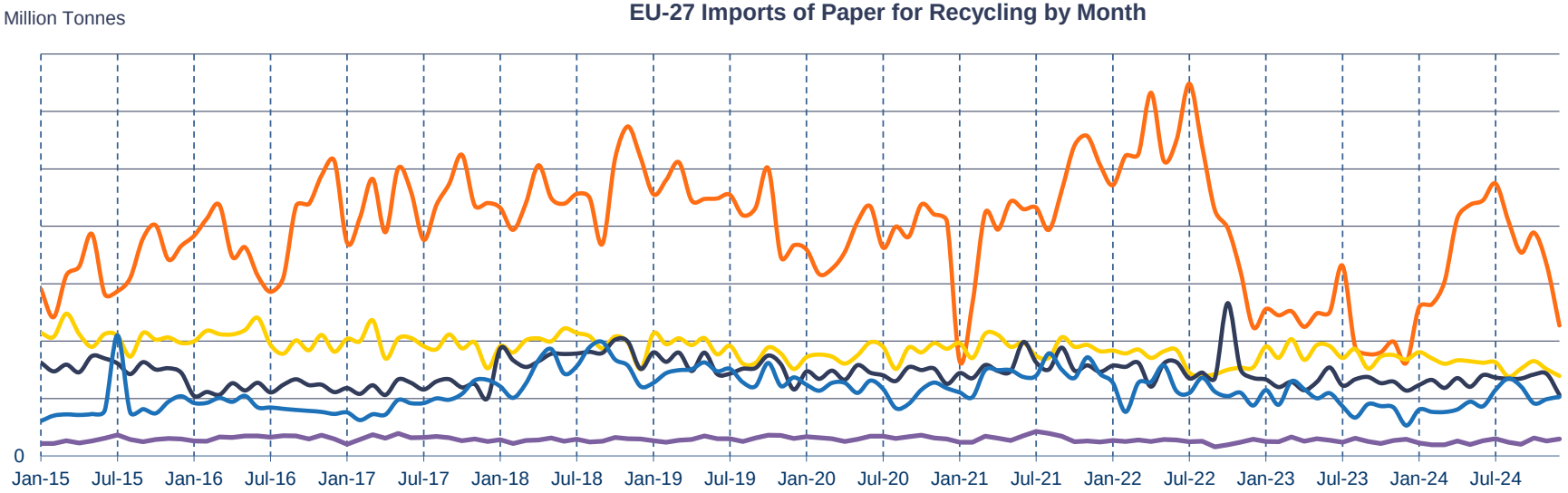

Source: TDM

Asian* Imports by Country of Origin - Cumulative

Partner Country	Quantity (January - December)		Share		% Change
Tonnes	2023	2024	2023	2024	2024/2023
World					
United States					
EU-27					
United Kingdom					
Japan					
Australia					
Canada					
Hong Kong					
Rest of World					

Source: TDM

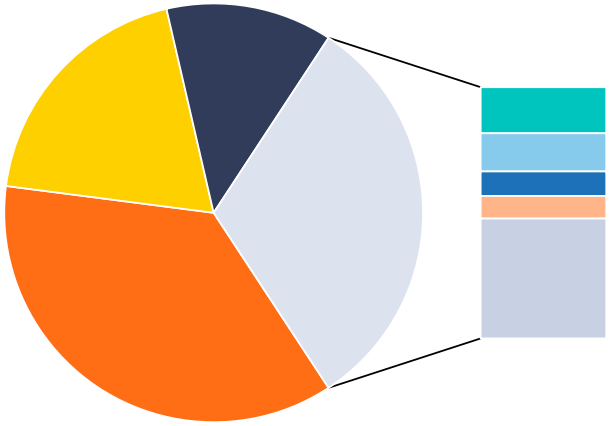

Source: TDM

Million Tonnes

Asian* Imports of Paper for Recycling by Month

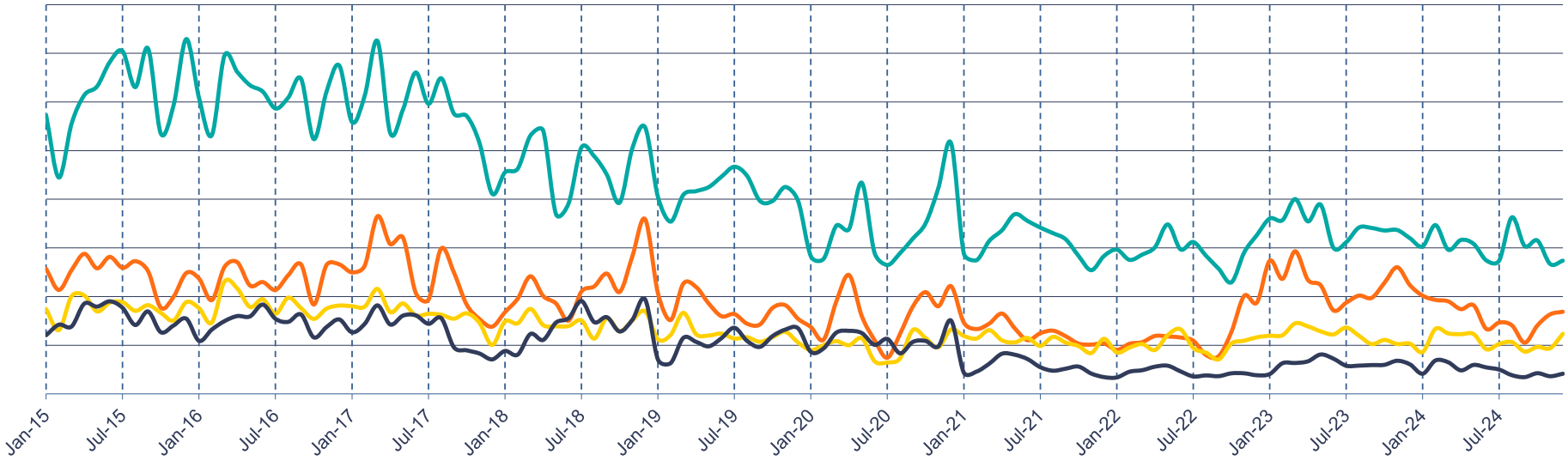

Source: TDM

** Includes China, India, Indonesia, Malaysia, Thailand and Vietnam - Representing close to 85% of total Asian imports (2022 - source Fastmarkets RISI)*

Asian* Imports from World by Importing Country

Million Tonnes

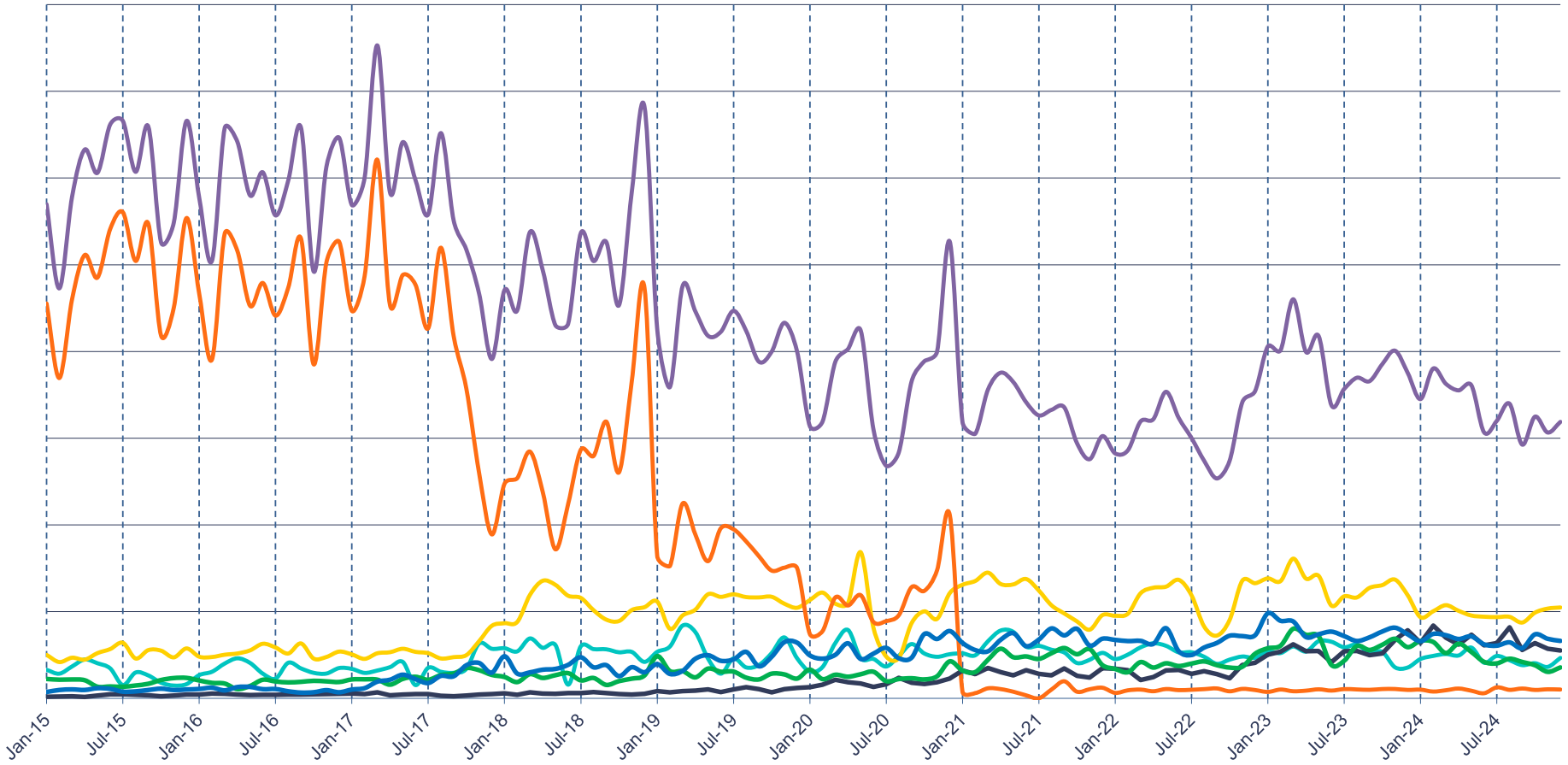

Source: TDM

** Includes China, India, Indonesia, Malaysia, Thailand and Vietnam - Representing close to 85% of total Asian imports (2022 - source Fastmarkets RISI)*

Asian* Imports of Paper for Recycling by Grade and by Month

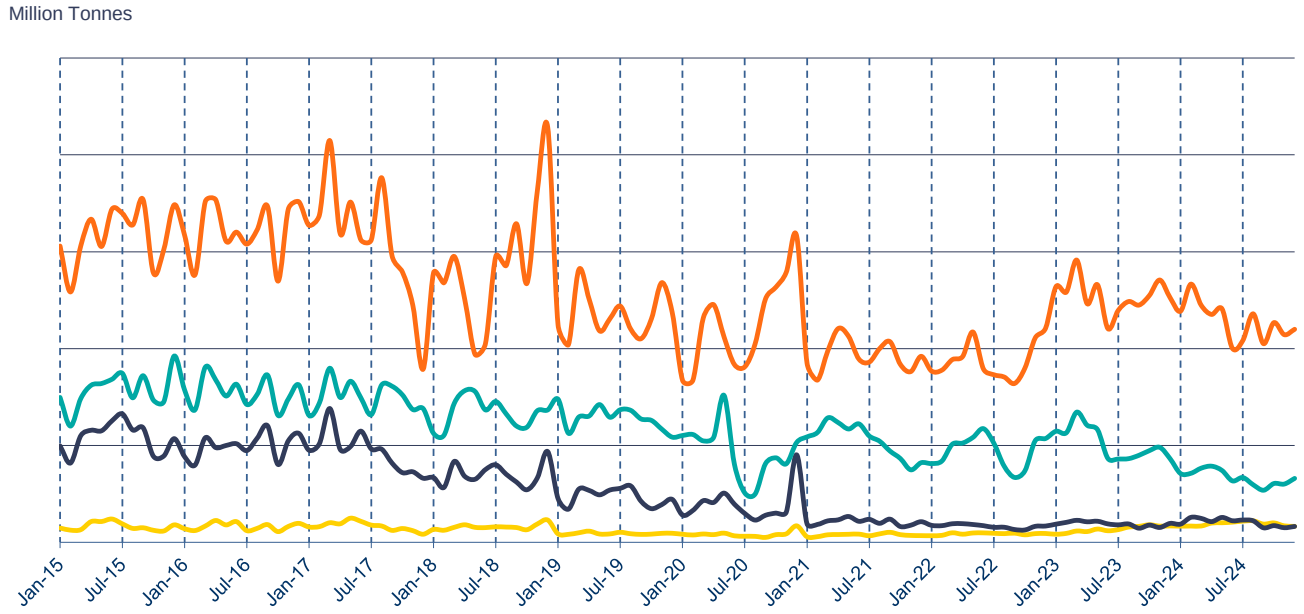

Asian* Imports of Paper for Recycling by Origin - 470710

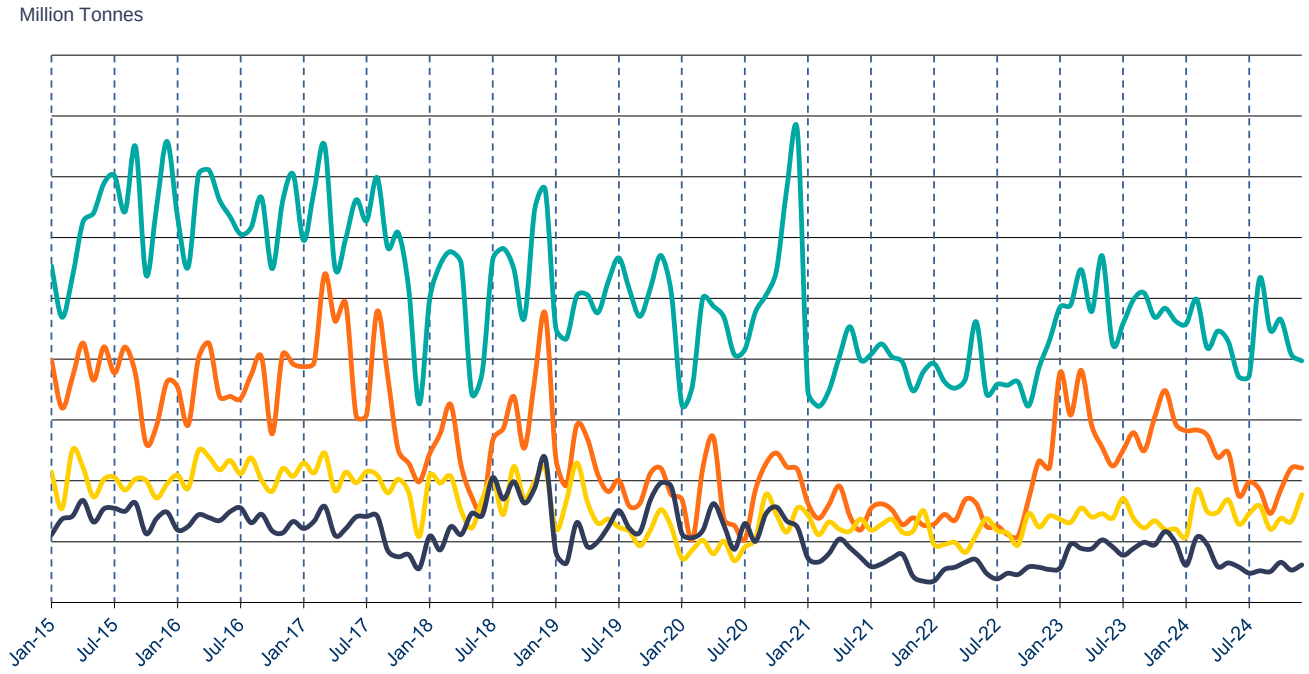

Source: TDM

** Includes China, India, Indonesia, Malaysia, Thailand and Vietnam - Representing close to 85% of total Asian imports (2022 - source Fastmarkets RISI)*

Asian* Imports of Paper for Recycling by Origin - 470720

'000 Tonnes

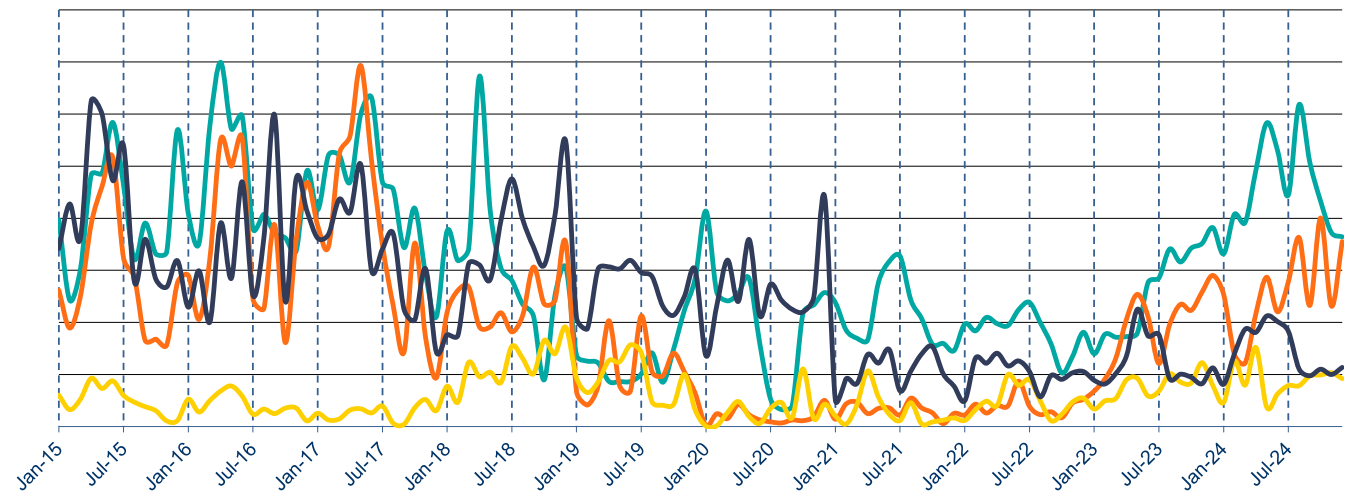

Asian* Imports of Paper for Recycling by Origin - 470730

Million Tonnes

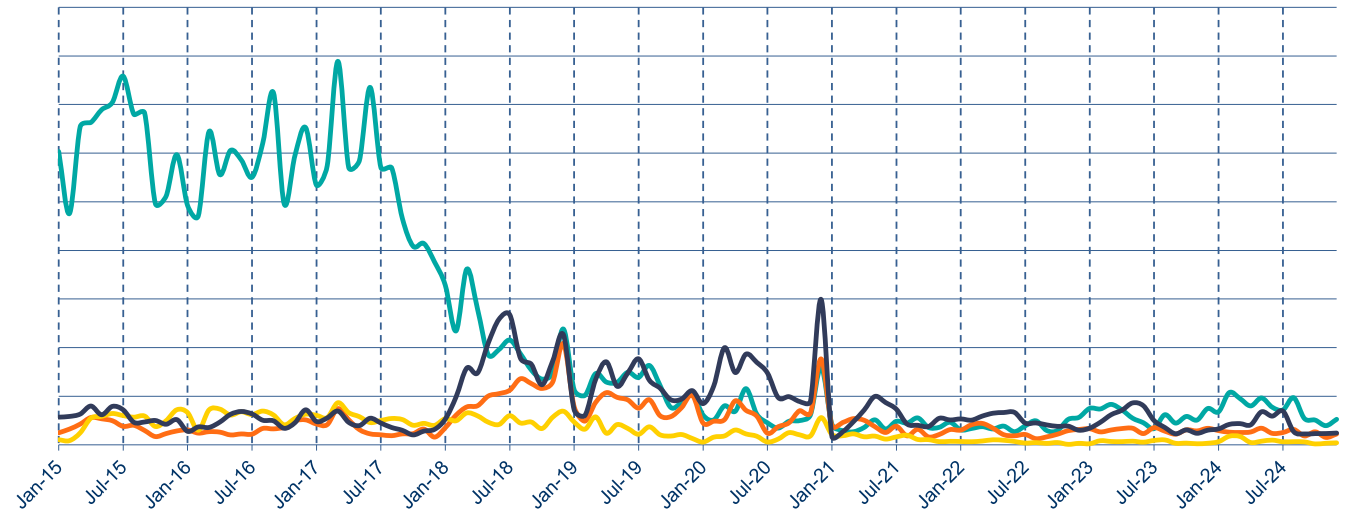

Asian* Imports of Paper for Recycling by Origin - 470790

Million Tonnes

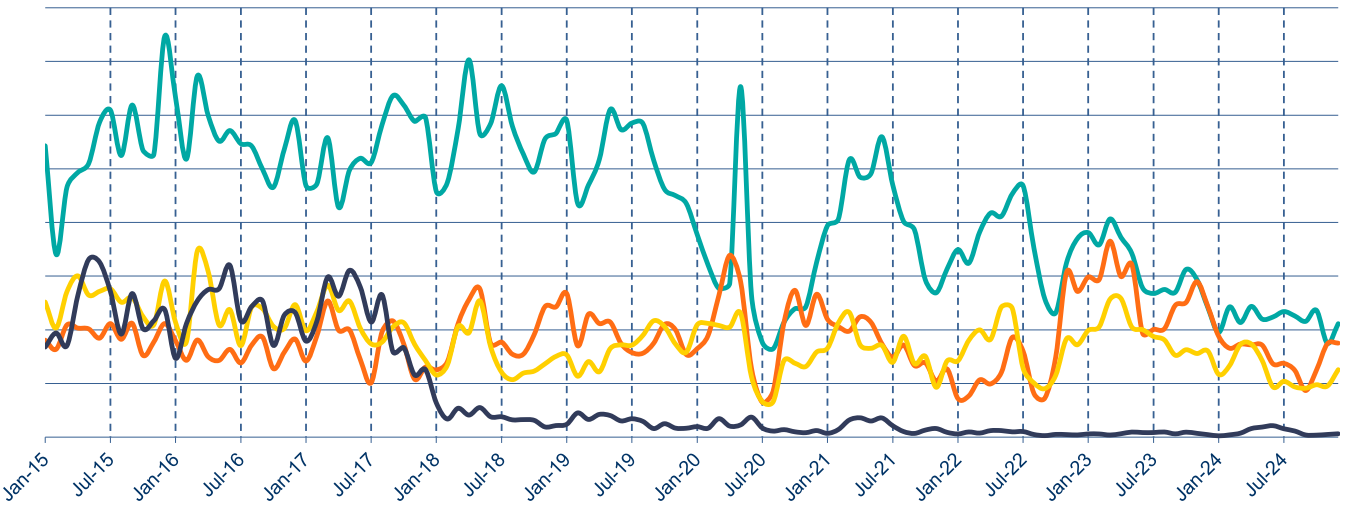

Source: TDM

** Includes China, India, Indonesia, Malaysia, Thailand and Vietnam - Representing close to 85% of total Asian imports (2022 - source Fastmarkets RISI)*

Methodology and Classifications

Collection = utilisation + exports - imports

Classifications used

Utilisation and Collection (EN643 grades)

Class I – Mixed Grades (1.01.00, 1.02.00, 1.03.00, 5.01.00, 5.02.00, 5.03.00, 5.03.01, 5.05.00, 5.05.01, 5.05.02, 5.11.00)

Class II – Corrugated and Kraft (1.04.00, 1.04.01, 1.04.02, 1.05.00, 1.05.01, 4.01.00, 4.01.01, 4.02.00, 4.03.00, 4.04.00, 4.05.00, 4.06.00, 4.07.00, 4.08.00, 5.04.00, 5.08.00, 5.12.00, 5.12.01, 5.13.00, 5.13.01)

Class III – Newspapers and Magazines (1.06.00, 1.06.01, 1.06.02, 1.07.00, 1.09.00, 1.11.00, 2.01.00, 2.02.00, 2.02.01)

Class IV – Other Grades (2.03.00, 2.03.01, 2.04.00, 2.04.01, 2.05.00, 2.05.01, 2.06.00, 2.06.01, 2.07.00, 2.07.01, 2.08.00, 2.10.00, 2.11.00, 2.12.00, 2.13.00, 2.14.00, 2.14.01, 3.01.00, 3.02.00, 3.03.00, 3.03.01, 3.04.00, 3.05.00, 3.05.01, 3.06.00, 3.08.00, 3.09.00, 3.10.00, 3.10.01, 3.11.00, 3.11.01, 3.12.00, 3.13.00, 3.14.00, 3.15.00, 3.15.01, 3.16.00, 3.16.01, 3.17.00, 3.18.00, 3.18.01, 3.18.02, 3.19.00, 3.20.00, 3.20.01, 5.05.03, 5.06.00, 5.06.01, 5.07.00, 5.07.01, 5.09.00, 5.10.00, 5.10.01, 5.14.00, 5.14.01)

Trade (CN Codes)

4707 10 - Unbleached kraft paper or paperboard or corrugated paper or paperboard

4707 20 - Other paper or paperboard made mainly of bleached chemical pulp, not coloured in the mass

4707 30 - Paper or paperboard made mainly of mechanical pulp (for example, newspapers, journals and similar printed matter)

4707 90 - Other, including unsorted waste and scrap

Corresponding

4707 10 is taken to be equivalent to Class II

4707 20 is taken to be equivalent to Class IV

4707 30 is taken to be equivalent to Class III

4707 90 is taken to be equivalent to Class I

Sources

Utilisation data is provided by the National Associations of CEPI Member Countries and is estimated by CEPI for Belgium, Bulgaria, Cyprus, Estonia, Finland, Greece, Hungary, Latvia, Lithuania, Luxembourg, Malta, Poland, Portugal and Switzerland. Trade data is sourced from the Trade Data Monitor (TDM).