



Part I - CEPI Countries

Wood	6	Market Pulp	15	Paper for Recycling	24
Imports by Origin	6	Imports by Origin	15	Imports by Origin	24
Imports by Source Region and Source Country	7	Imports by Source Region and Source Country	16	Imports by Source Region and Source Country	25
Imports by Importing Country	8	Imports by Importing Country	17	Imports by Importing Country	26
Imports by Importing Country and by Origin	9	Imports by Importing Country and by Origin	18	Imports by Importing Country and by Origin	27
Imports by Grade	10	Imports by Grade	19	Imports by Grade	28
Imports by Grade and by Source Country	11	Imports by Grade and by Source Country	20	Imports by Grade and by Source Country	29
Imports by Grade and by Importing Country	12	Imports by Grade and by Importing Country	21	Imports by Grade and by Importing Country	30
Historic Imports by Source Region	13	Historic Imports by Source Region	22	Historic Imports by Source Region	31
Historic Imports by Source Country	14	Historic Imports by Source Country	23	Historic Imports by Source Country	32



Part II - EU 28 Countries

Wood	34	Market Pulp	48	Paper for Recycling	57
Imports by Origin	34	Imports by Origin	48	Imports by Origin	57
Imports by Source Region and Source Country	35	Imports by Source Region and Source Country	49	Imports by Source Region and Source Country	58
Imports by Importing Country	36	Imports by Importing Country	50	Imports by Importing Country	59
Imports by Importing Country and by Origin	37	Imports by Importing Country and by Origin	51	Imports by Importing Country and by Origin	60
Imports by Grade	38	Imports by Grade	52	Imports by Grade	61
Imports by Grade and by Source Country	39	Imports by Grade and by Source Country	53	Imports by Grade and by Source Country	62
Imports by Grade and by Source Region	40	Imports by Grade and by Importing Country	54	Imports by Grade and by Importing Country	63
Imports by Grade and by Importing Country	41	Historic Imports by Source Region	55	Historic Imports by Source Region	64
Historic Imports by Source Region	42	Historic Imports by Source Country	56	Historic Imports by Source Country	65
Historic Imports by Source Country	43				
Historic Imports by Grade and by Origin	44			Geonomenclature	66

CEPI - The Confederation of European Paper Industries

CEPI was founded in 1992 and represents 92% of the European* pulp and paper industry in terms of production (*Europe minus Russian Federation).

The Confederation of European Paper Industries (CEPI) is a Brussels-based non-profit making organisation, which represents the European pulp and paper industry towards the European Institutions. Through its member associations, CEPI also represents approximately 495 pulp, paper and board producing corporations across Europe, ranging from small and medium-sized enterprises, to multinationals (counting companies with a presence in more than one CEPI country only once).

Methodology and Consistency

The statistics included in this report are a compilation of the data received annually from the National Associations, which are Members of CEPI, as well as data downloaded from the Eurostat External Trade Database. In many cases, figures for previous years have been revised and therefore differ from those reported in the previous edition. Some additional sources have been used when necessary and relevant, such as IHS and RISI.

Sources of Data

Wood		Market Pulp		Paper for Recycling	
Consumption	CEPI Members (Annual Statistics)	Consumption	CEPI Members (Annual Statistics)	Utilisation	CEPI Members (Annual Statistics)
Imports CEPI	EUROSTAT (detailed external trade)	Imports CEPI	CEPI Members (Annual Statistics)	Imports CEPI	CEPI Members (Annual Statistics)
Imports EU-28 2005-2007	Poyry Origin of Fibre Study 2008	Imports EU-28	EUROSTAT (detailed external trade)	Imports EU-28	EUROSTAT (detailed external trade)
Imports EU-28 2008-2013	EUROSTAT (detailed external trade)				

HS/CN Import Code Used

Wood		Market Pulp	
Softwood (SW) Pulpwood	4403 2019 + 4403 2039 + 4403 2099	Mechanical and Semi-Chemical	4701 + 4705
Hardwood (HW) Pulpwood	4403 9290 + 4403 9930 + 4403 9959 + 4403 9995	Chemical	4704 (Sulphite) + 4703 (Sulphate)
Softwood (SW) Chips	4401 2100	Other Pulp	4706
Hardwood (HW) Chips	4401 2200	Paper for Recycling	4707

CEPI Countries in 2016

Austria: AT - Belgium: BE - Czech Republic: CZ - Finland: FI - France: FR - Germany: DE - Hungary: HU - Italy: IT - The Netherlands: NL - Norway: NO - Poland: PL - Portugal: PT - Romania: RO - Slovak Republic: SK - Slovenia: SI - Spain: ES - Sweden: SE - United Kingdom: UK

EU-28 Countries in 2016

Austria: AT - Belgium: BE - Bulgaria: BG - Croatia: HR - Cyprus: CY - Czech Republic: CZ - Denmark: DK - Estonia: EE - Finland: FI - France: FR - Germany: DE - Greece: GR - Hungary: HU - Ireland: IE - Italy: IT - Latvia: LV - Lithuania: LT - Luxembourg: LU - Malta: MT - The Netherlands: NL - Poland: PL - Portugal: PT - Romania: RO - Slovak Republic: SK - Slovenia: SI - Spain: ES - Sweden: SE - United Kingdom: UK

Definitions

More information and details related to the definitions and descriptions of terms and categories used in the European Paper Industry can be found in the new CEPI booklet "Pulp and Paper Industry - Definitions and Concepts". <http://www.cepi.org/topics/statistics>

Wood Consumption and Trade

The wood used for pulp and paper manufacturing is mainly constituted of the following assortments: pulpwood (roundwood other than sawlogs, from silvicultural measures such as thinning or final felling), chips and residues from sawmills. The utilisation of sawlogs is very limited and sawdust volumes consumed are negligible. The relative shares of softwood and hardwood used depend on the country considered and the pulp and paper grades produced. The main softwood species used are pine and spruce. The main hardwood species used are birch, eucalyptus, beech and aspen. Oak is hardly used.

The wood consumption figures reported by the pulp and paper companies and included in the CEPI statistics are the volumes of wood at the mill gates and come from domestic supply or imports.

Regarding imports, although it is impossible to define the exact destination of the wood imported, it is estimated that around 80 to 90% of imported pulpwood and a limited share of imported sawlogs (process residues) is being used for pulp and paper manufacturing. The remaining part of the imported pulpwood is going to the manufacturing of particle board (oriented strand board – OSB) and pellets, while the main share of imported sawlogs is going to the manufacturing of sawnwood and plywood. Imported chips are going to pulp and paper manufacturing as well as the manufacturing of particle board and fibreboard (medium density fibreboard – MDF), according to consultants (Indufor and Pöyry Management Consulting Oy).

To calculate the share of the domestic origin of the wood consumed by the pulp and paper industry, i.e. the share of the wood consumed that is not imported, it is assumed that 100% of the pulpwood imported, 100% of the chips imported and 0% of the sawlogs and sawdust imported are going to pulp and paper manufacturing.

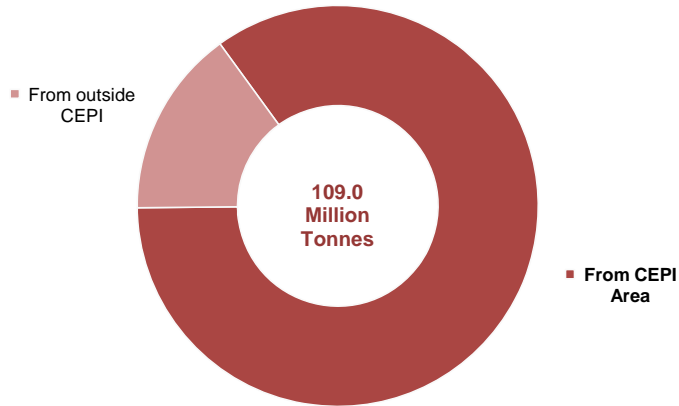
Related HS Codes

Assortments	Species		HS Codes
Pulpwood (roundwood other than sawlogs)	Softwood (Coniferous)	Spruce	4403 20 19
		Pine	4403 20 39
		Other Softwood	4403 20 99
	Hardwood (Non-Coniferous)	Beech	4403 92 90
		Eucalyptus	4403 99 30
		Birch	4403 99 59
		Aspen	4403 99 95
Chips	Softwood	Not Defined	4401 21 00
	Hardwood	Not Defined	4401 22 00

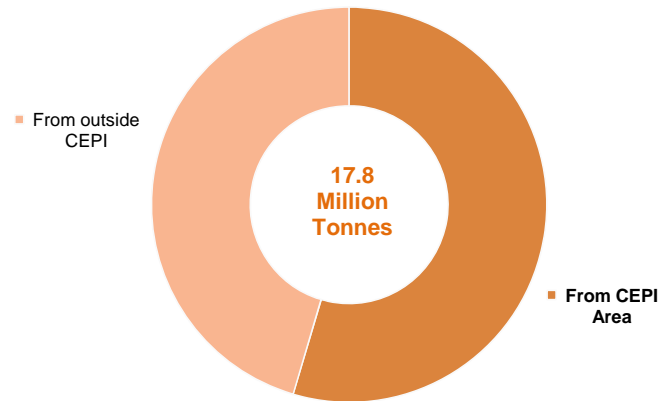


Part I - CEPI Countries

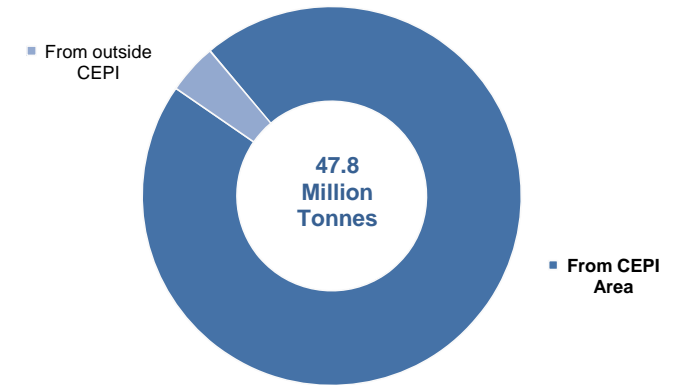
Origin of CEPI Wood Consumption in 2016



Origin of CEPI Market Pulp Consumption in 2016

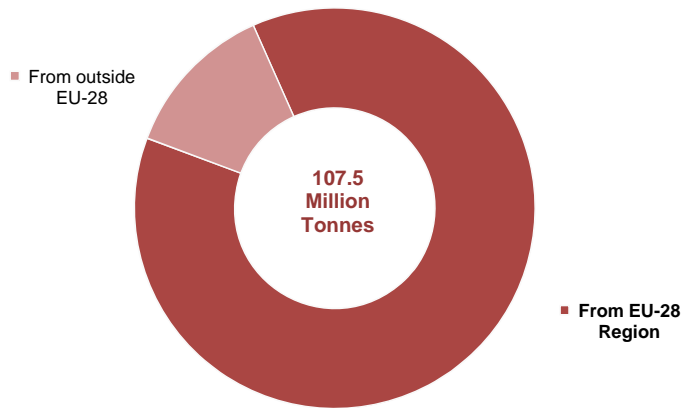


Origin of CEPI PFR Consumption in 2016

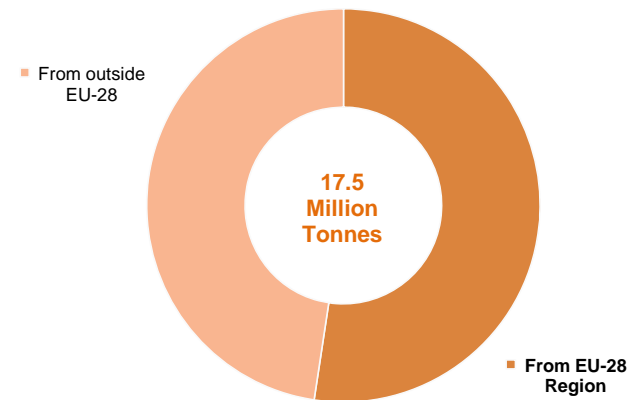


Part II - EU-28 Countries

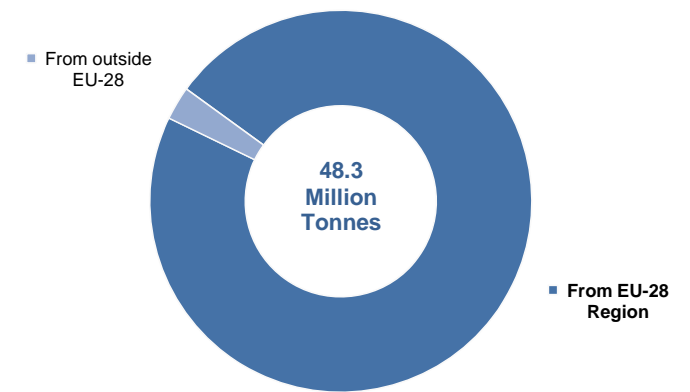
Origin of EU-28 Wood Consumption in 2016

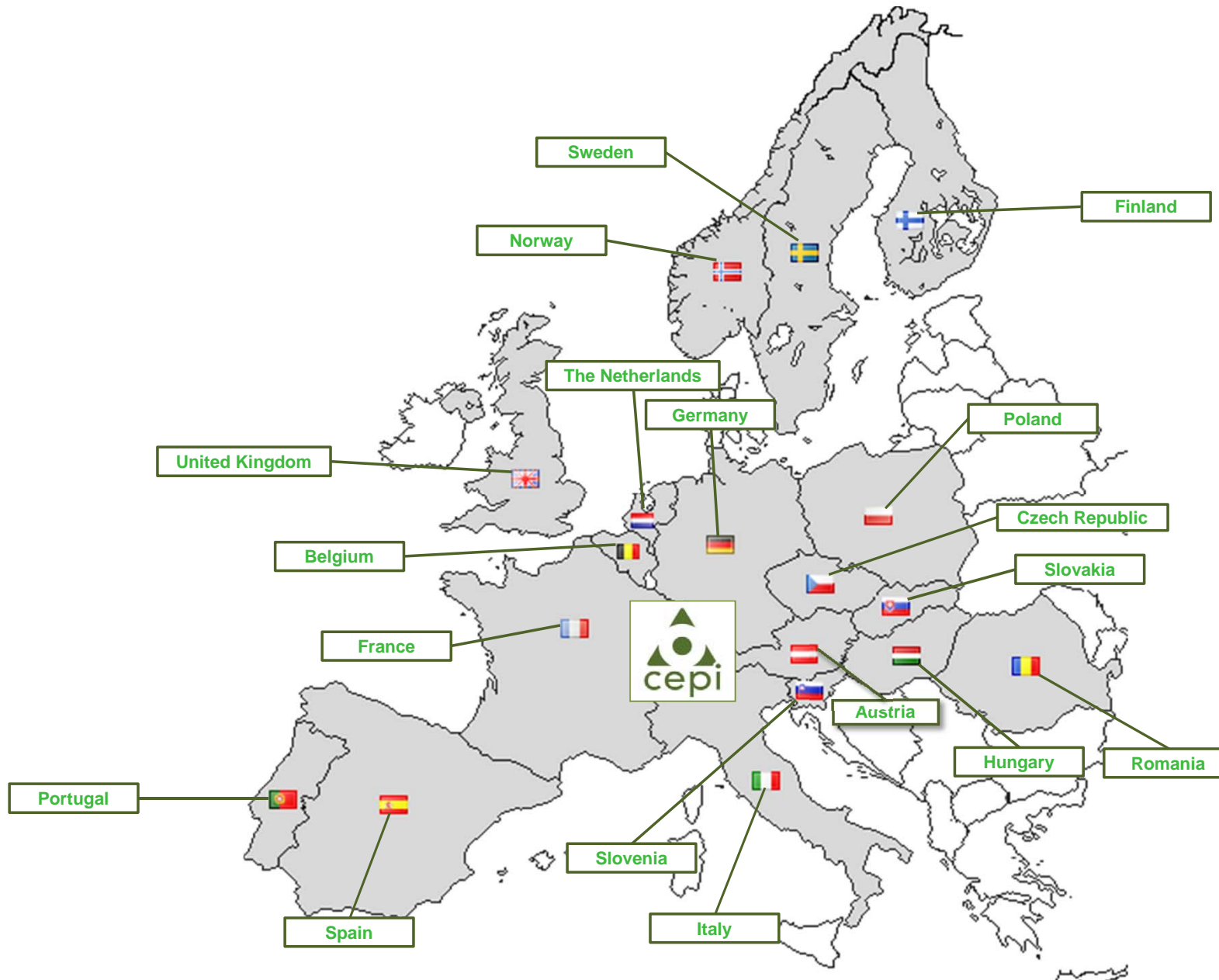


Origin of EU-28 Market Pulp Consumption in 2016



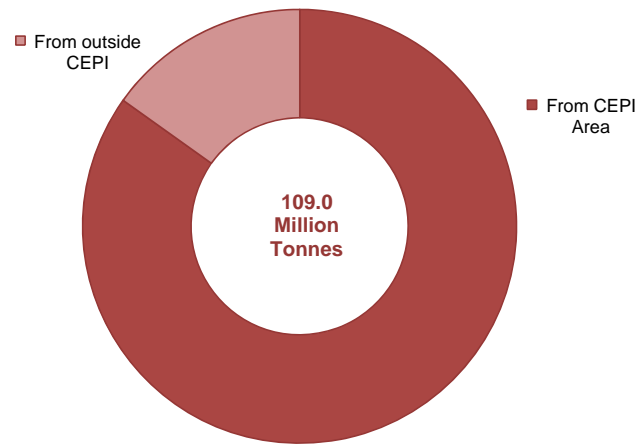
Origin of EU-28 PFR Consumption in 2016





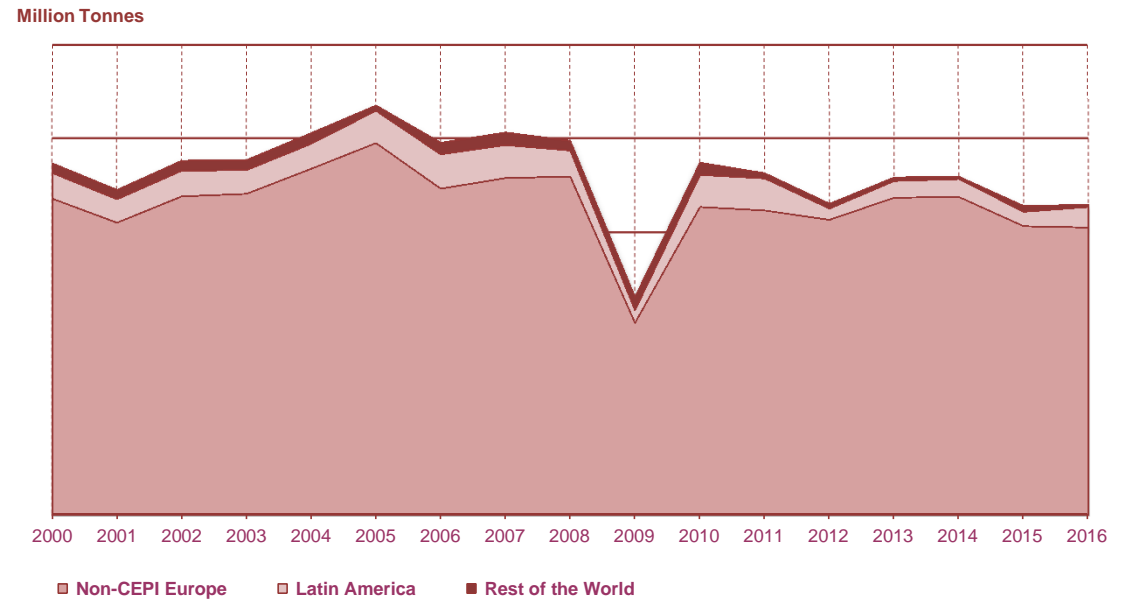


Origin of CEPI Wood Consumption in 2016



Highlights

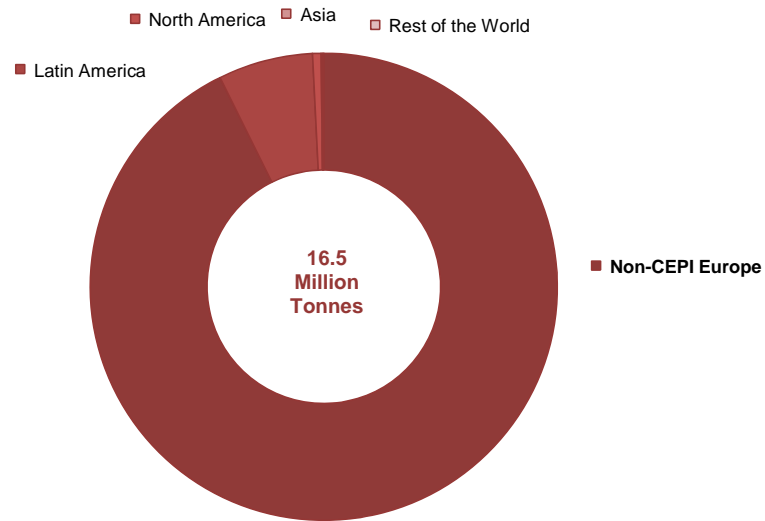
Origin of CEPI Wood imports by Source Region



Highlights

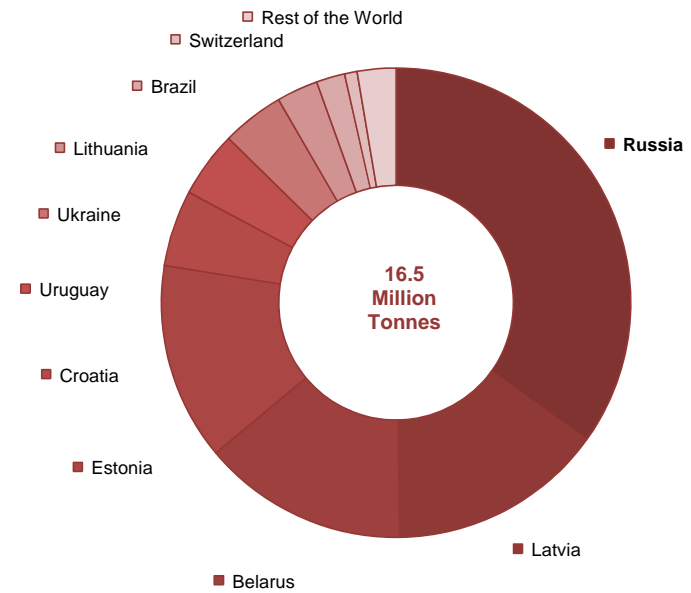


Origin of CEPI Wood Imports by Source Region in 2016



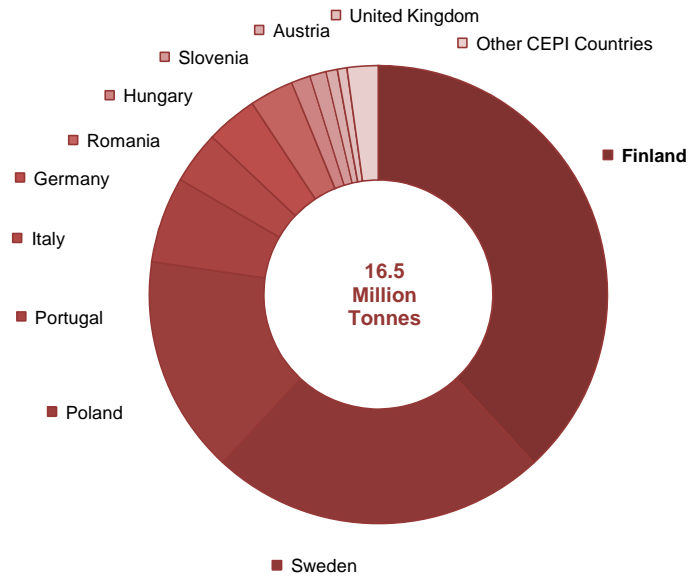
Highlights

Origin of CEPI Wood Imports by Source Country in 2016



Highlights

Biggest CEPI Wood Importers in 2016*



Highlights

CEPI Wood Imports* by Country in 2016

'000 Tonnes	Imports	% of Total
	Finland	
	Sweden	
	Poland	
	Portugal	
	Italy	
	Germany	
	Romania	
	Hungary	
	Slovenia	
	Austria	
	United Kingdom	
	France	
	Czech Republic	
	Norway	
	Netherlands	
	Slovakia	
	Belgium	
	Spain	
Total CEPI Imports*	0	

* Imports from outside CEPI

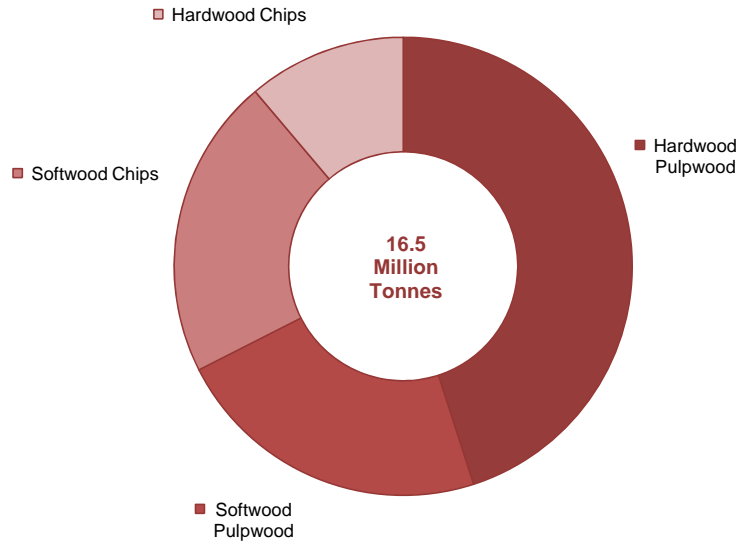


CEPI Wood Imports from Outside CEPI by Importing Country and by Origin in 2016

'000 Tonnes	Russia	Latvia	Belarus	Estonia	Croatia	Uruguay	Ukraine	Lithuania	Brazil	Rest of the World	Total	% of Total
Finland												
Sweden												
Poland												
Portugal												
Italy												
Germany												
Romania												
Hungary												
Slovenia												
Austria												
United Kingdom												
France												
Czech Republic												
Norway												
Netherlands												
Slovakia												
Belgium												
Spain												
Total CEPI Imports												

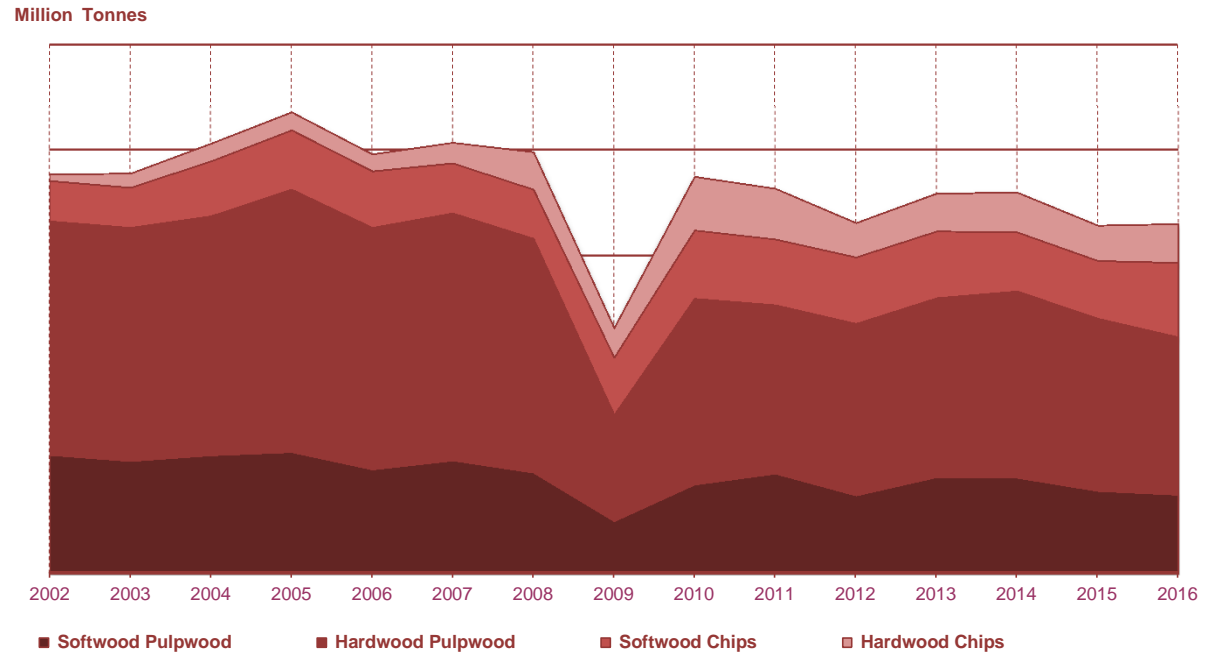


CEPI Wood Imports by Grade in 2016



Highlights

CEPI Wood Imports by Grade

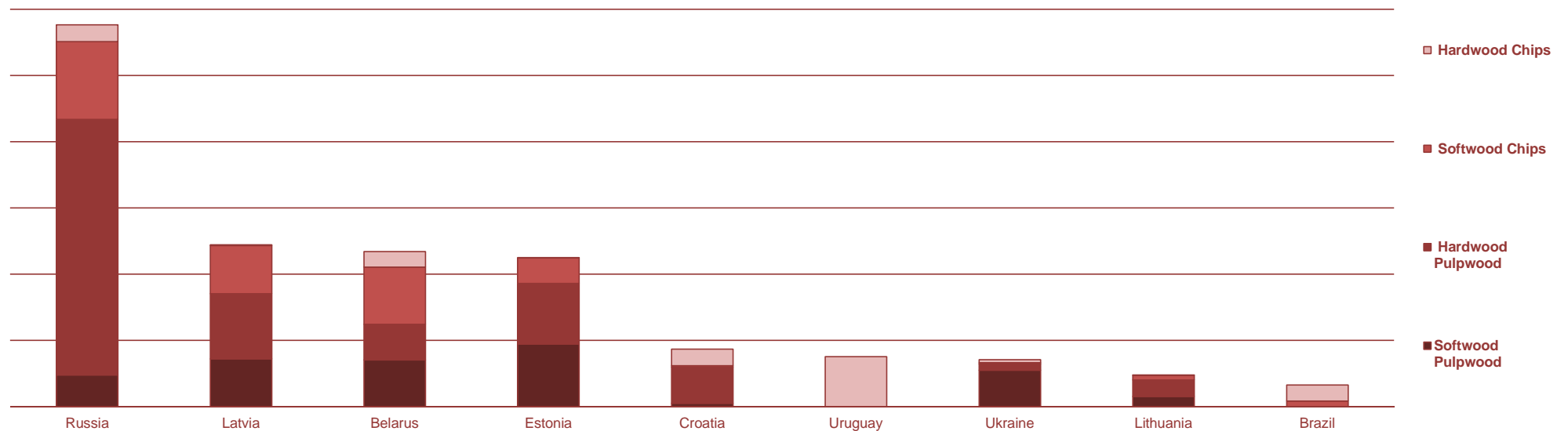




CEPI Wood Imports by Source Country in 2016

'000 Tonnes	Softwood Pulpwood	Hardwood Pulpwood	Softwood Chips	Hardwood Chips	Total Wood	% of Total CEPI Imports	% of Total CEPI Consumption
Russia							
Latvia							
Belarus							
Estonia							
Croatia							
Uruguay							
Ukraine							
Lithuania							
Brazil							
All Other Countries							
Total CEPI Imports							

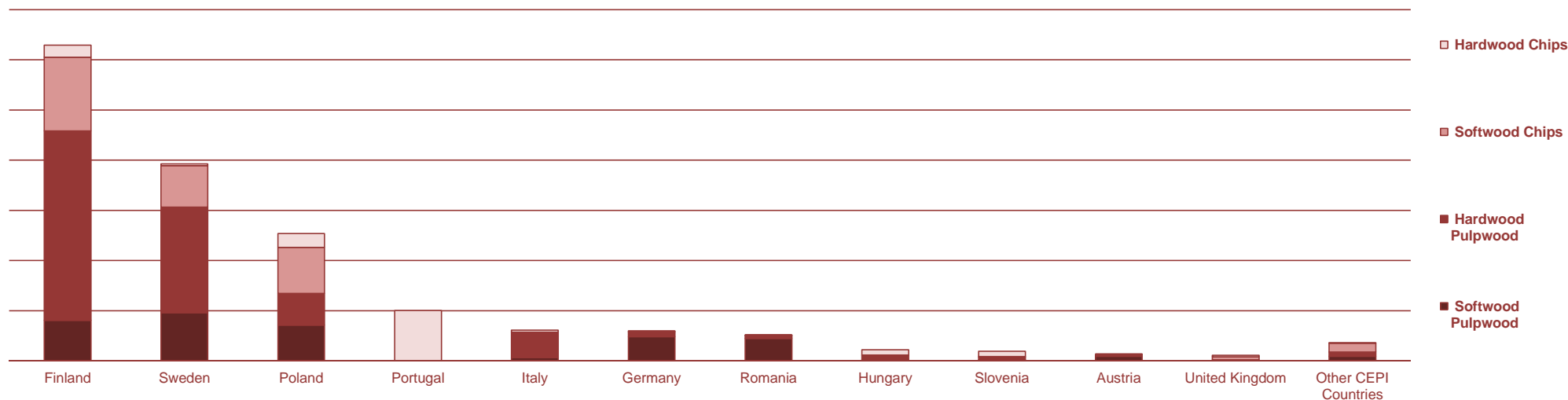
Million Tonnes



CEPI Wood Imports by Importing Country in 2016

'000 Tonnes	Softwood Pulpwood	Hardwood Pulpwood	Softwood Chips	Hardwood Chips	Total Wood	% of Total
Finland						
Sweden						
Poland						
Portugal						
Italy						
Germany						
Romania						
Hungary						
Slovenia						
Austria						
United Kingdom						
Other CEPI Countries						
Total CEPI Imports						

Million Tonnes

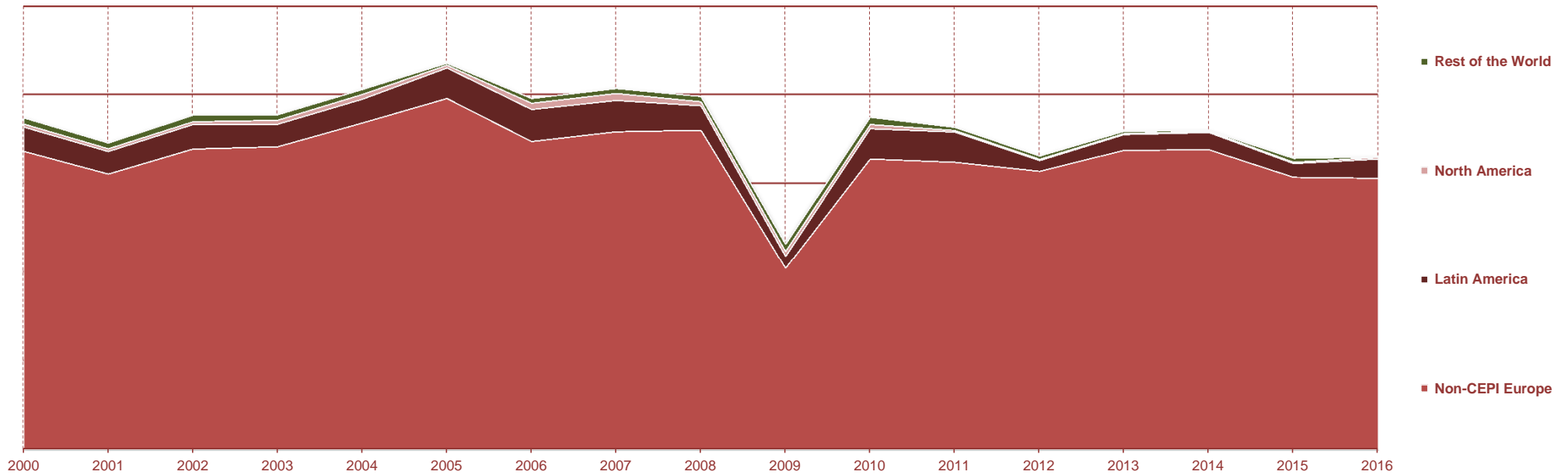




Evolution of CEPI Wood Imports by Source Region

'000 Tonnes	2006	2007	2008	2009	2010	2011	2012	2013	2014	2015	2016	% of Total	% Chg 2016/2015
Non-CEPI Europe													
Latin America													
North America													
Asia													
Rest of the World													
Total CEPI Imports													

Million Tonnes

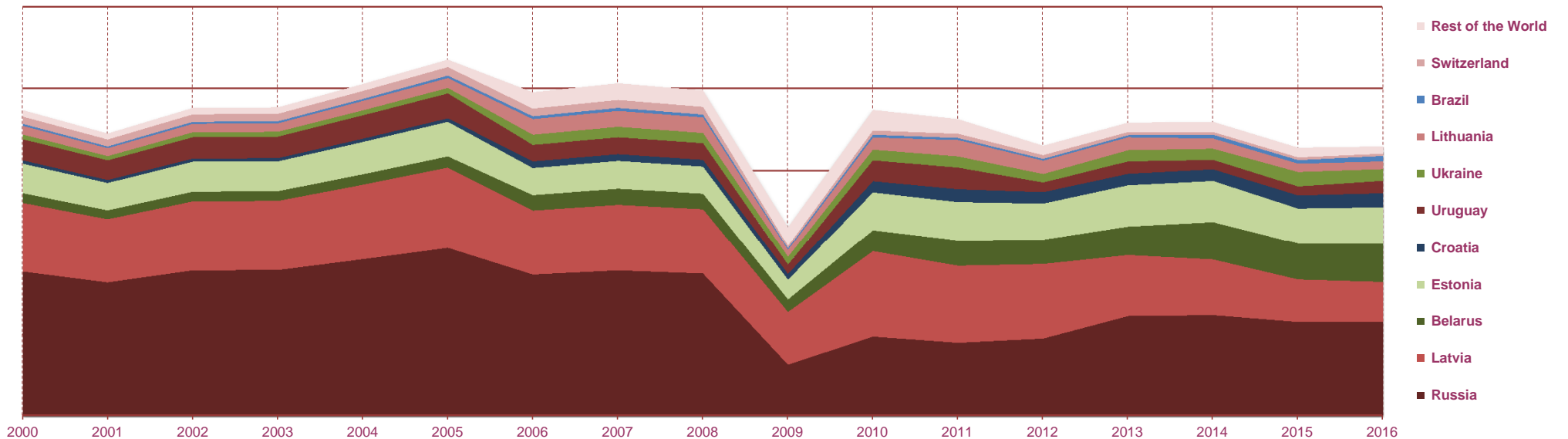




Evolution of CEPI Wood Imports by Source Country

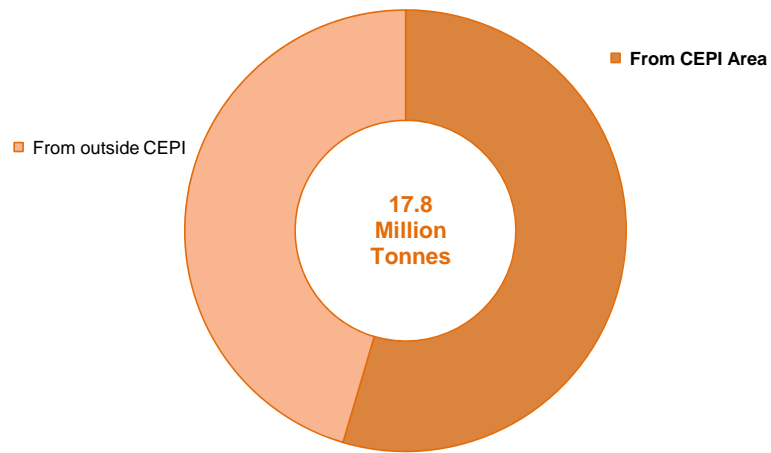
'000 Tonnes	2006	2007	2008	2009	2010	2011	2012	2013	2014	2015	2016	% of Total	% Chg 2016/2015
Russia													
Latvia													
Belarus													
Estonia													
Croatia													
Uruguay													
Ukraine													
Lithuania													
Brazil													
Switzerland													
Rest of the World													
Total CEPI Imports													

Million Tonnes



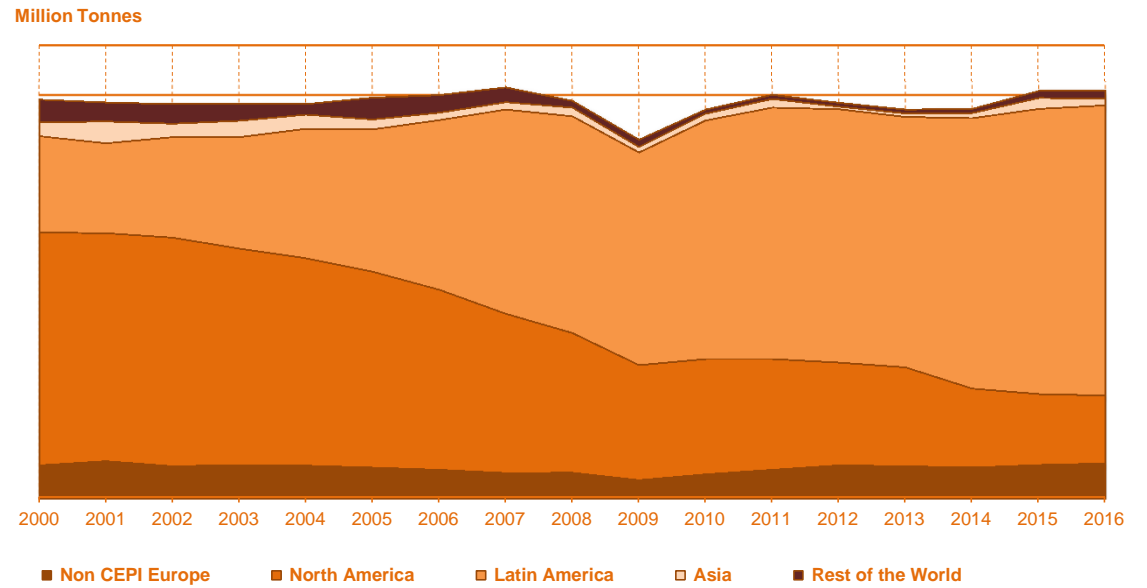


Origin of CEPI Market Pulp Consumption in 2016



Highlights

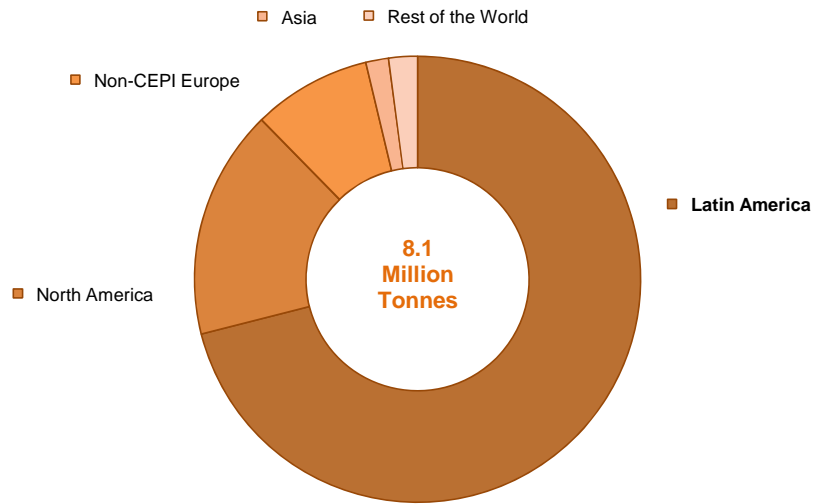
Origin of CEPI Market Pulp imports by Source Region



Highlights

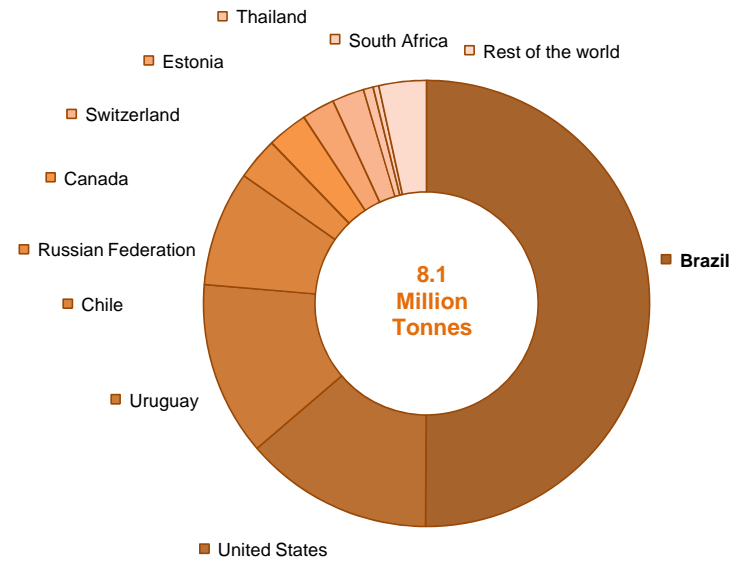


Origin of CEPI Market Pulp Imports by Source Region in 2016



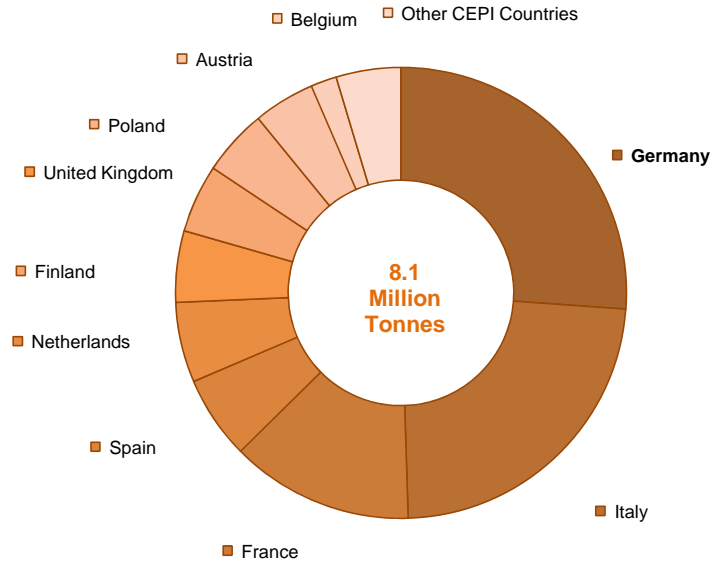
Highlights

Origin of CEPI Market Pulp Imports by Source Country in 2016



Highlights

Biggest CEPI Market Pulp Importers in 2016*



Highlights

CEPI Market Pulp Imports in 2016*

'000 Tonnes	Imports	% of Total
	Germany	
	Italy	
	France	
	Spain	
	Netherlands	
	United Kingdom	
	Finland	
	Poland	
	Austria	
	Belgium	
	Sweden	
	Czech Republic	
	Slovenia	
	Hungary	
	Slovak Republic	
	Romania	
	Portugal	
	Norway	
	Total CEPI Imports*	

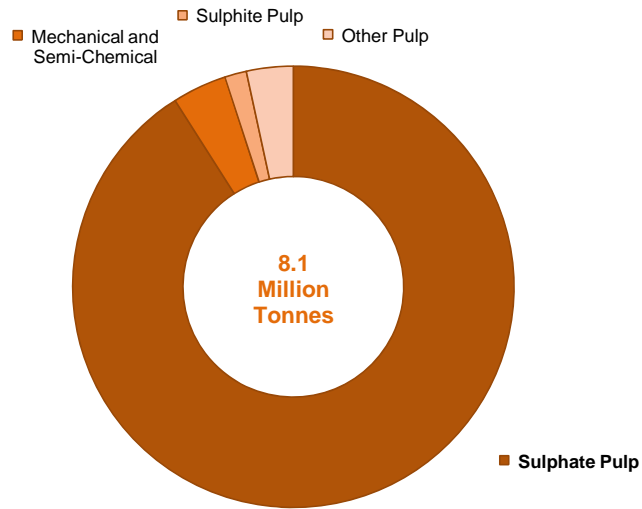
* Imports from outside CEPI

CEPI Market Pulp Imports by Importing Country and by Origin in 2016

'000 Tonnes	Brazil	Other Latin America	United States	Canada	Russia	Switzerland	Other Non-CEPI Europe	Asia	Rest of the World	Total Imports	% of Total
Germany											
Italy											
France											
Spain											
Netherlands											
United Kingdom											
Finland											
Poland											
Austria											
Belgium											
Sweden											
Czech Republic											
Slovenia											
Hungary											
Slovak Republic											
Romania											
Portugal											
Norway											
Total CEPI Imports											

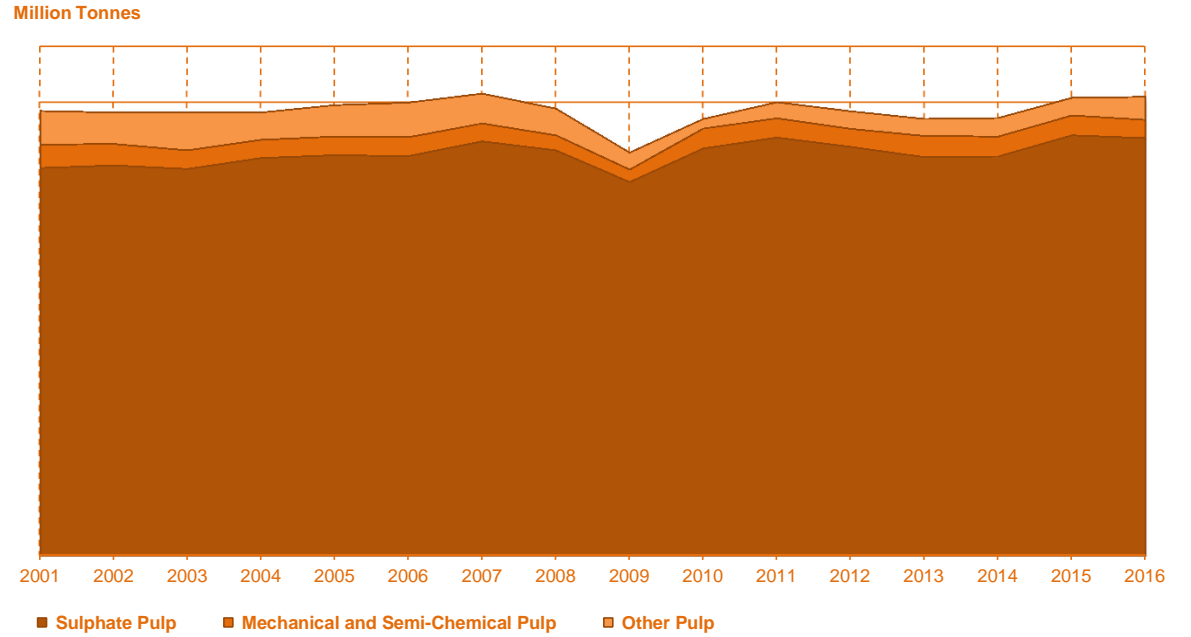


CEPI Market Pulp Imports by Grade in 2016



Highlights

CEPI Market Pulp Imports by Grade

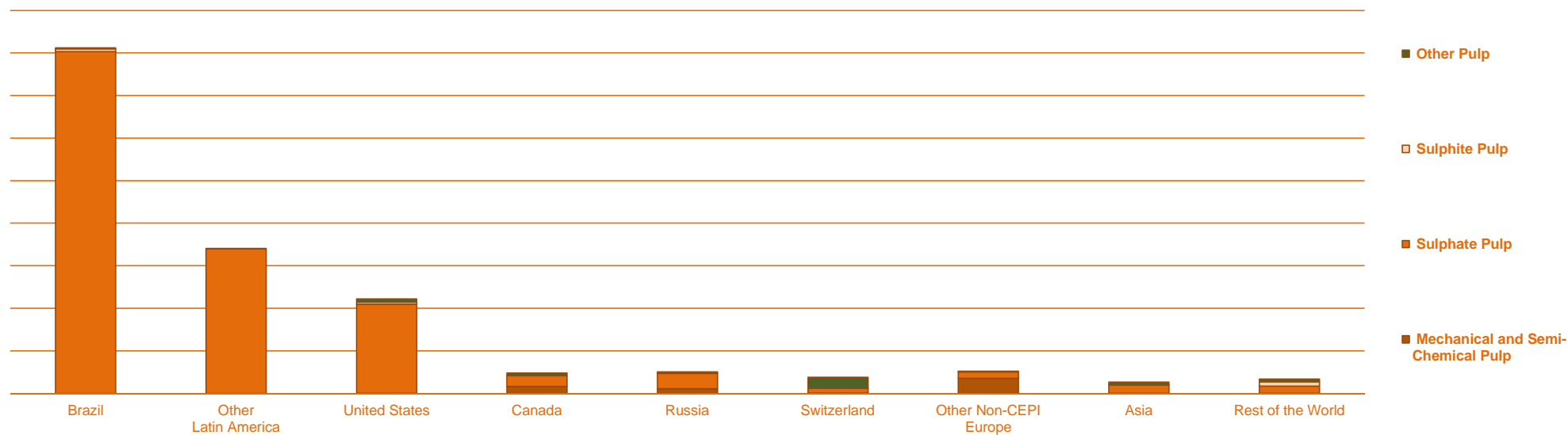


Highlights

CEPI Market Pulp Imports by Source Country in 2016

'000 Tonnes	Mechanical and Semi-Chemical Pulp	Sulphate Pulp	Sulphite Pulp	Other Pulp	Total Pulp	% of Total	% of Market Pulp Consumption
Brazil							
Other Latin America							
United States							
Canada							
Russia							
Switzerland							
Other Non-CEPI Europe							
Asia							
Rest of the World							
Total CEPI Imports							

Million Tonnes

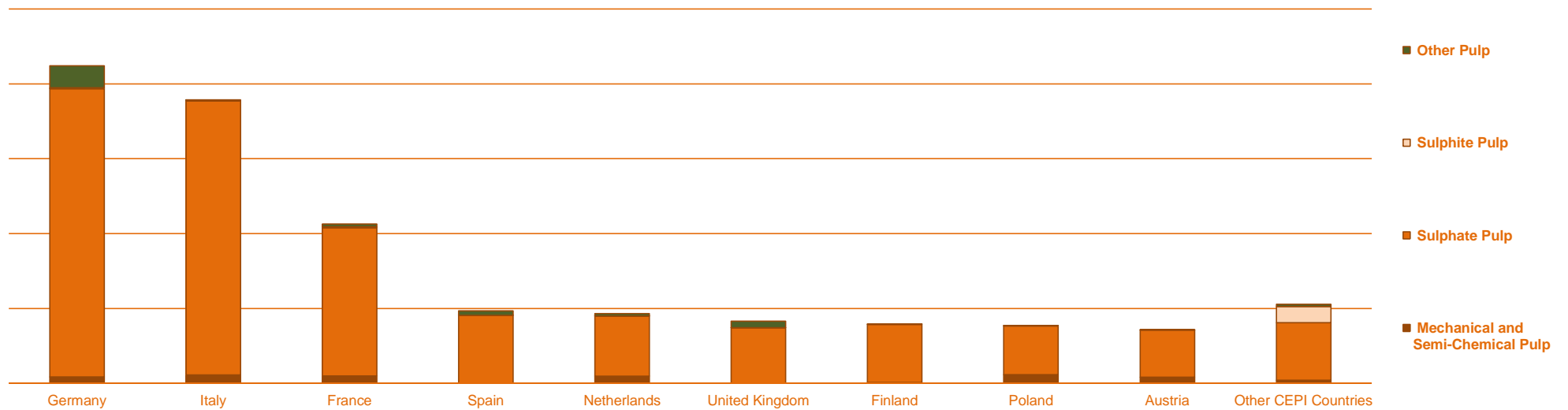




CEPI Market Pulp Imports by Importing Country in 2016

'000 Tonnes	Mechanical and Semi-Chemical Pulp	Sulphate Pulp	Sulphite Pulp	Other Pulp	Total Pulp	% of Total
Germany						
Italy						
France						
Spain						
Netherlands						
United Kingdom						
Finland						
Poland						
Austria						
Other CEPI Countries						
Total CEPI Imports						

Million Tonnes

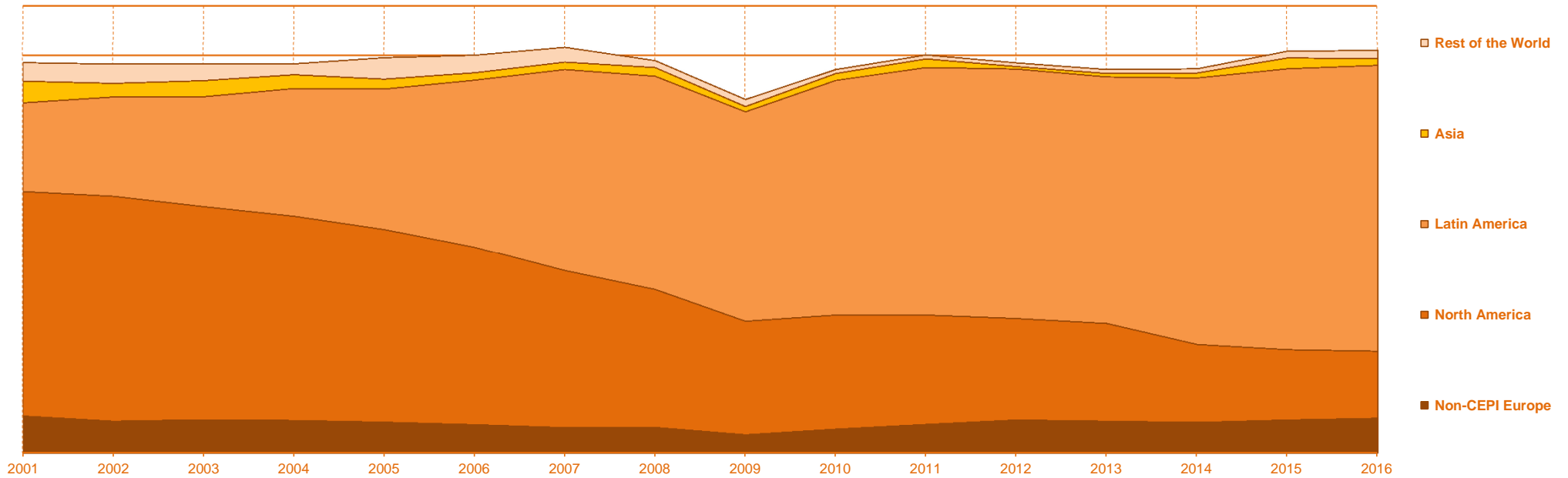




Evolution of CEPI Market Pulp Imports by Source Region

'000 Tonnes	2006	2007	2008	2009	2010	2011	2012	2013	2014	2015	2016	% Share of Total	% Chg 2016/2015
Non-CEPI Europe													
North America													
Latin America													
Asia													
Africa													
Rest of the World													
Total CEPI Imports													

Million Tonnes

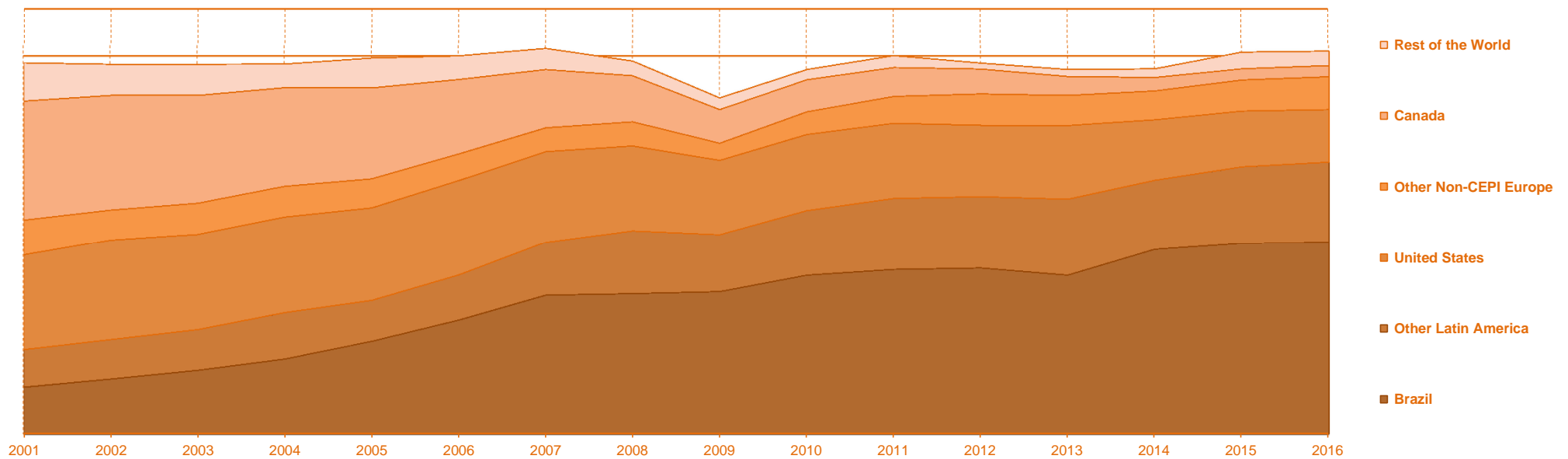




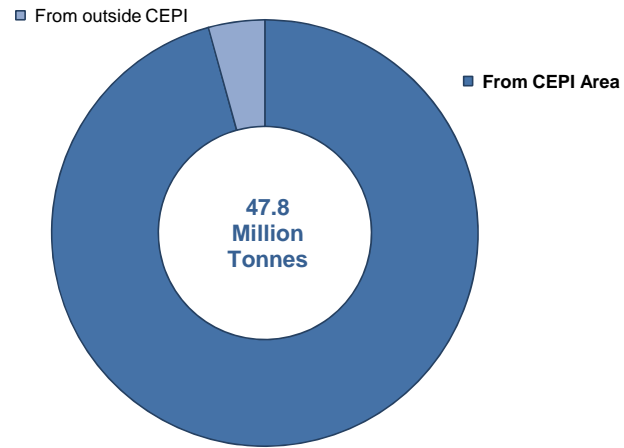
Evolution of CEPI Market Pulp Imports by Source Country

'000 Tonnes	2006	2007	2008	2009	2010	2011	2012	2013	2014	2015	2016	% Share of Total	% Chg 2016/2015
Brazil													
Other Latin America													
United States													
Canada													
Russia													
Switzerland													
Other Non-CEPI Europe													
Asia													
Rest of the World													
Total CEPI Imports													

Million Tonnes

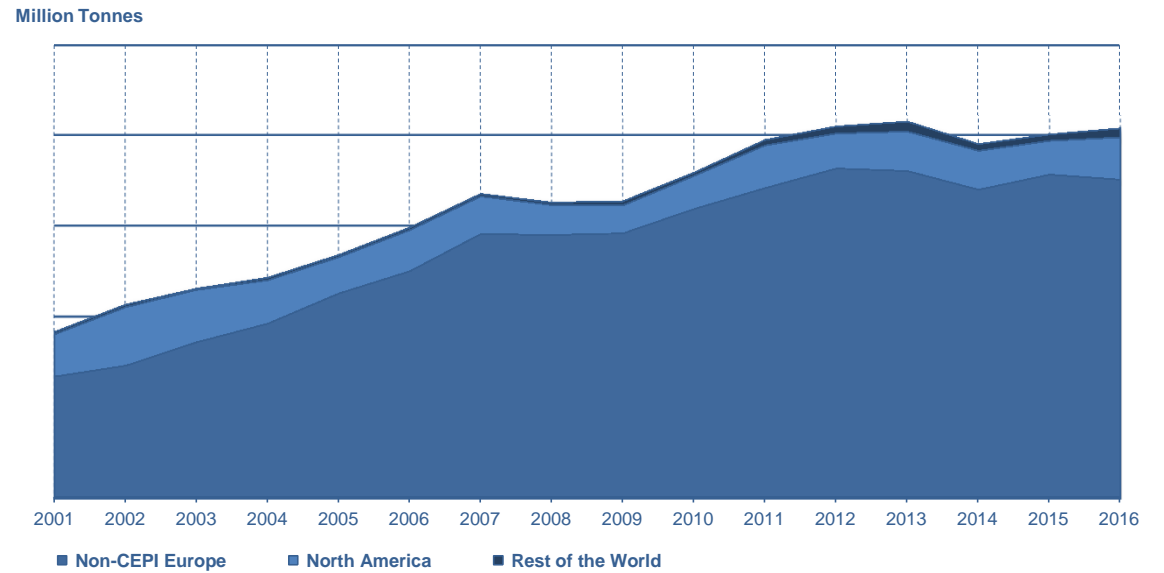


Origin of CEPI Paper for Recycling Utilisation in 2016



Highlights

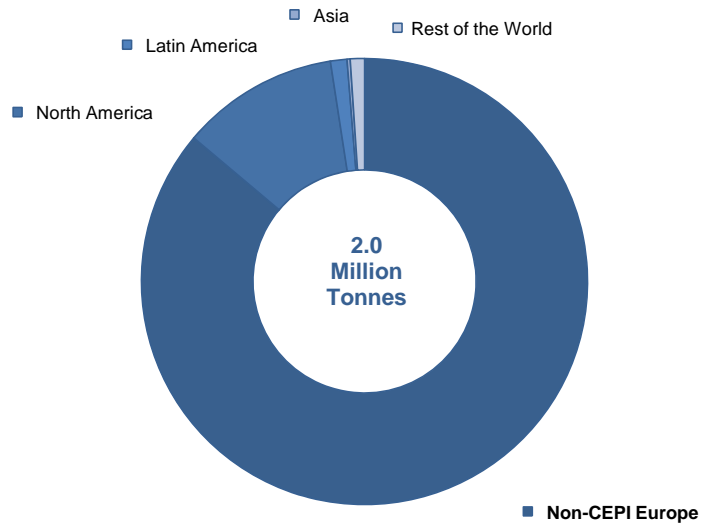
Origin of CEPI Paper for Recycling imports by Source Region



Highlights

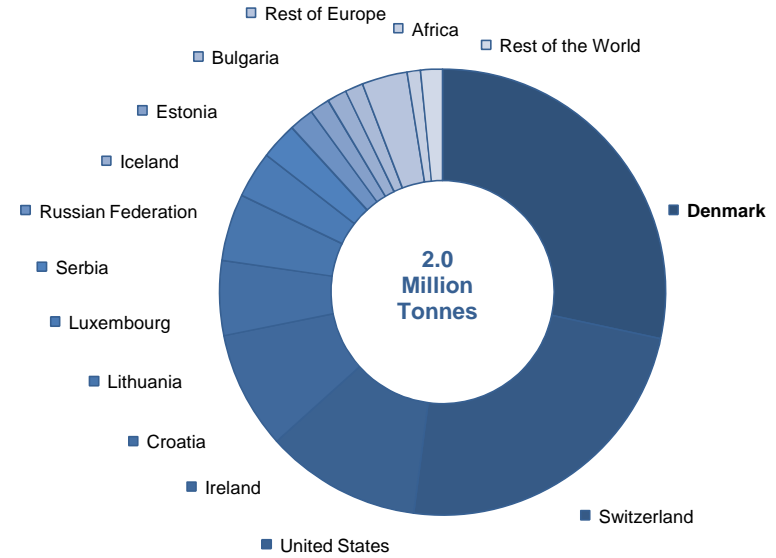


Origin of CEPI Paper for Recycling Imports by Source Region in 2016



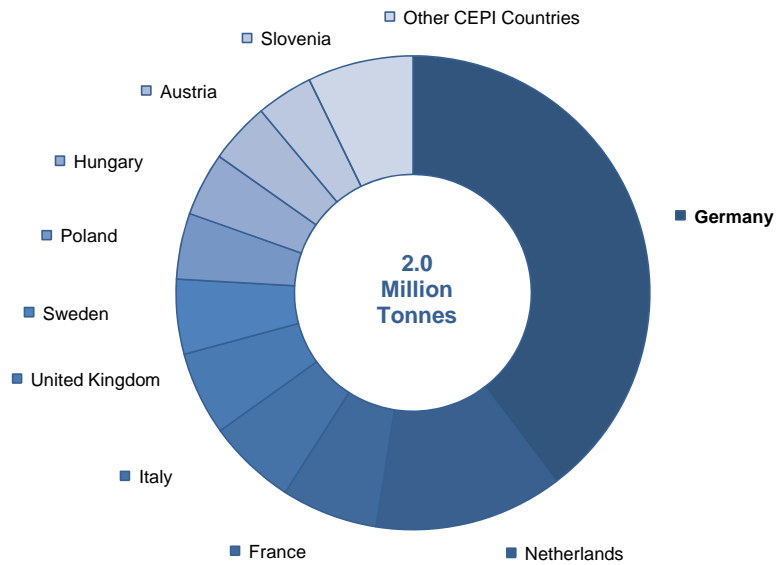
Highlights

Origin of CEPI Paper for Recycling Imports by Source Country in 2016



Highlights

Biggest CEPI Paper for Recycling Importers in 2016*



Highlights

CEPI Paper for Recycling Imports in 2016*

'000 Tonnes	Imports	% of Total
	Germany	
	Netherlands	
	France	
	Italy	
	United Kingdom	
	Sweden	
	Poland	
	Hungary	
	Austria	
	Slovenia	
	Spain	
	Finland	
	Belgium	
	Romania	
	Slovak Republic	
	Czech Republic	
	Norway	
	Portugal	
	Total CEPI Imports	

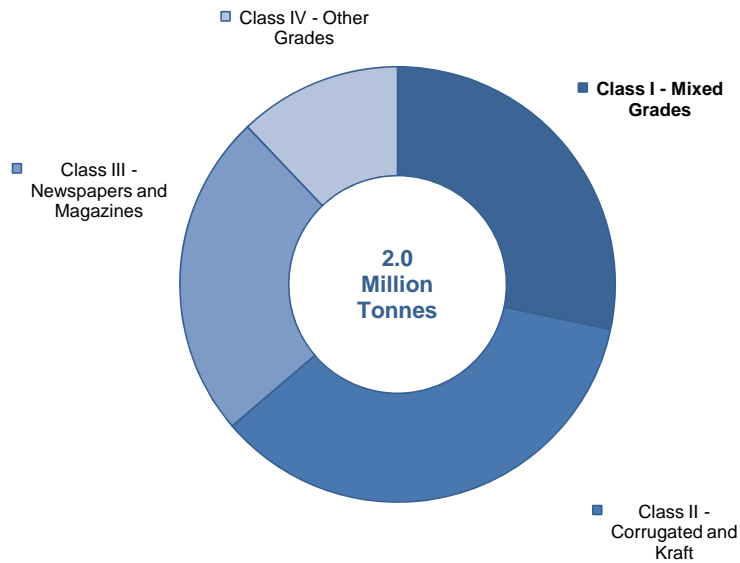
* Imports from outside CEPI

CEPI Paper for Recycling Imports* by Importing Country and by Origin in 2016

'000 Tonnes	Denmark	Switzerland	USA	Ireland	Croatia	Lithuania	Luxembourg	Serbia	Russian Federation	Other Non-CEPI Europe	Rest of the World	Total Imports	% of Total
Germany													
Netherlands													
France													
Italy													
United Kingdom													
Sweden													
Poland													
Hungary													
Austria													
Slovenia													
Spain													
Finland													
Belgium													
Romania													
Slovak Republic													
Czech Republic													
Norway													
Portugal													
Total CEPI Imports													

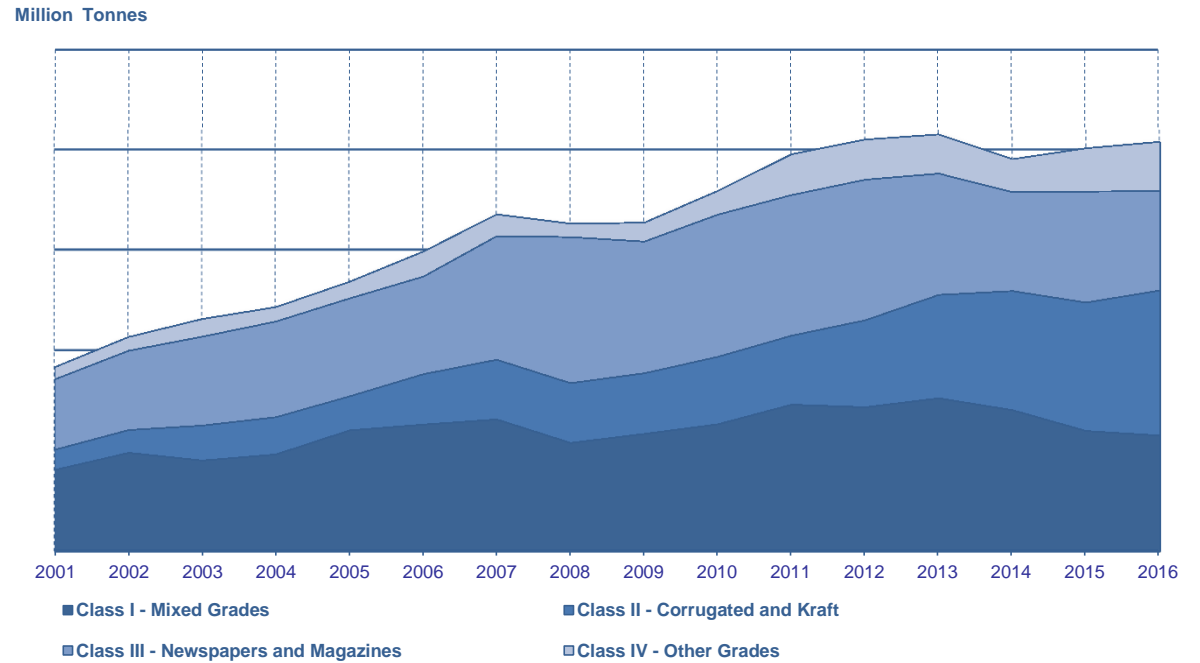
* Imports from outside CEPI

CEPI Paper for Recycling Imports by Grade in 2016



Highlights

CEPI Paper for Recycling Imports by Grade



Highlights

Note

According to the EN 643 "European List of Standard Grades of Paper for Recycling and Board", the following is the official paper for recycling grade listing:

Mixed Grades (470790): 1.01.00, 1.02.00, 1.03.00, 5.01.00, 5.02.00, 5.03.00, 5.03.01, 5.05.00, 5.05.01, 5.05.02, 5.11.00

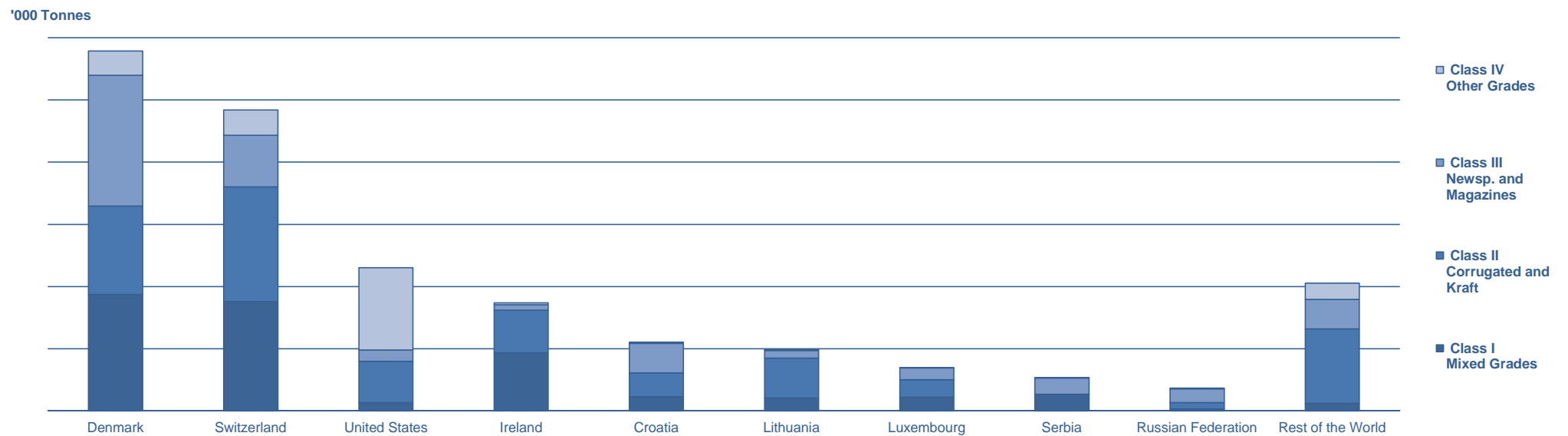
Corrugated and Kraft (470710): 1.04.00, 1.04.01, 1.04.02, 1.05.00, 1.05.01, 4.01.00, 4.01.01, 4.02.00, 4.03.00, 4.04.00, 4.05.00, 4.06.00, 4.07.00, 4.08.00, 5.04.00, 5.08.00, 5.12.00, 5.12.01, 5.13.00, 5.13.01

Newspapers and Magazines (470730): 1.06.00, 1.06.01, 1.06.02, 1.07.00, 1.09.00, 1.11.00, 2.01.00, 2.02.00, 2.02.01

Other Grades (470720): 2.03.00, 2.03.01, 2.04.00, 2.04.01, 2.05.00, 2.05.01, 2.06.00, 2.06.01, 2.07.00, 2.07.01, 2.08.00, 2.10.00, 2.11.00, 2.12.00, 2.13.00, 2.14.00, 2.14.01, 3.01.00, 3.02.00, 3.03.00, 3.03.01, 3.04.00, 3.05.00, 3.05.01, 3.06.00, 3.08.00, 3.09.00, 3.10.00, 3.10.01, 3.11.00, 3.11.01, 3.12.00, 3.13.00, 3.14.00, 3.15.00, 3.15.01, 3.16.00, 3.16.01, 3.17.00, 3.18.00, 3.18.01, 3.18.02, 3.19.00, 3.20.00, 3.20.01, 5.05.03, 5.06.00, 5.06.01, 5.07.00, 5.07.01, 5.09.00, 5.10.00, 5.10.01, 5.14.00, 5.14.01

CEPI Paper for Recycling Imports by Source Country in 2016

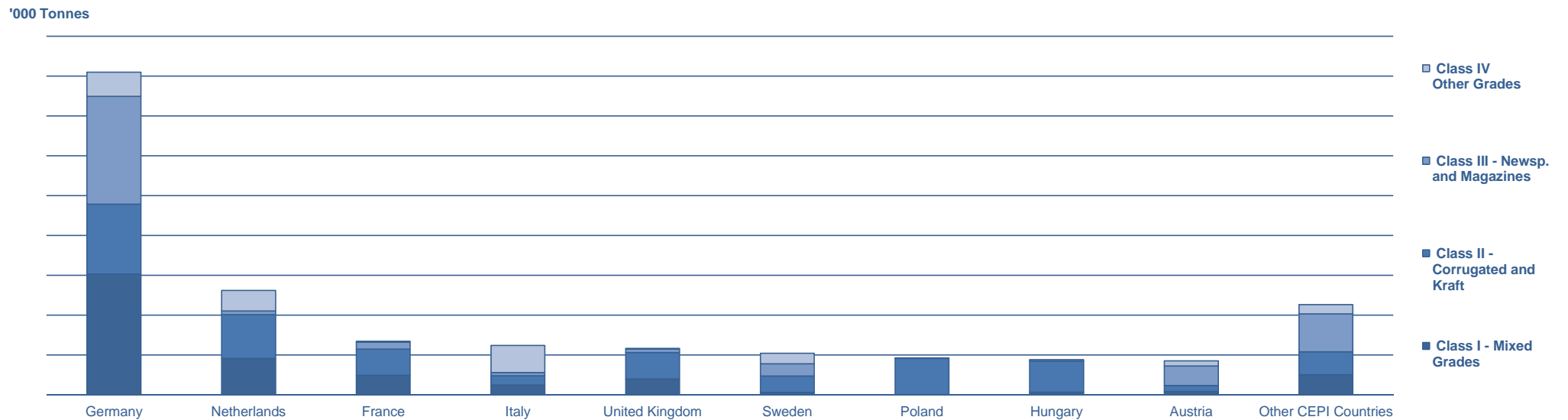
'000 Tonnes	Class I Mixed Grades	Class II Corrugated and Kraft	Class III Newsp. and Magazines	Class IV Other Grades	Total Paper for Recycling	% of total	% of Paper for Recycling Utilisation
Denmark							
Switzerland							
United States							
Ireland							
Croatia							
Lithuania							
Luxembourg							
Serbia							
Russian Federation							
Rest of the World							
Total CEPI Imports							





CEPI Paper for Recycling Imports* by Importing Country in 2016

'000 Tonnes	Class I Mixed Grades	Class II Corrugated and Kraft	Class III Newsp. and Magazines	Class IV Other Grades	Total Paper for Recycling	% of Total
Germany						
Netherlands						
France						
Italy						
United Kingdom						
Sweden						
Poland						
Hungary						
Austria						
Other CEPI Countries						
Total CEPI Imports						



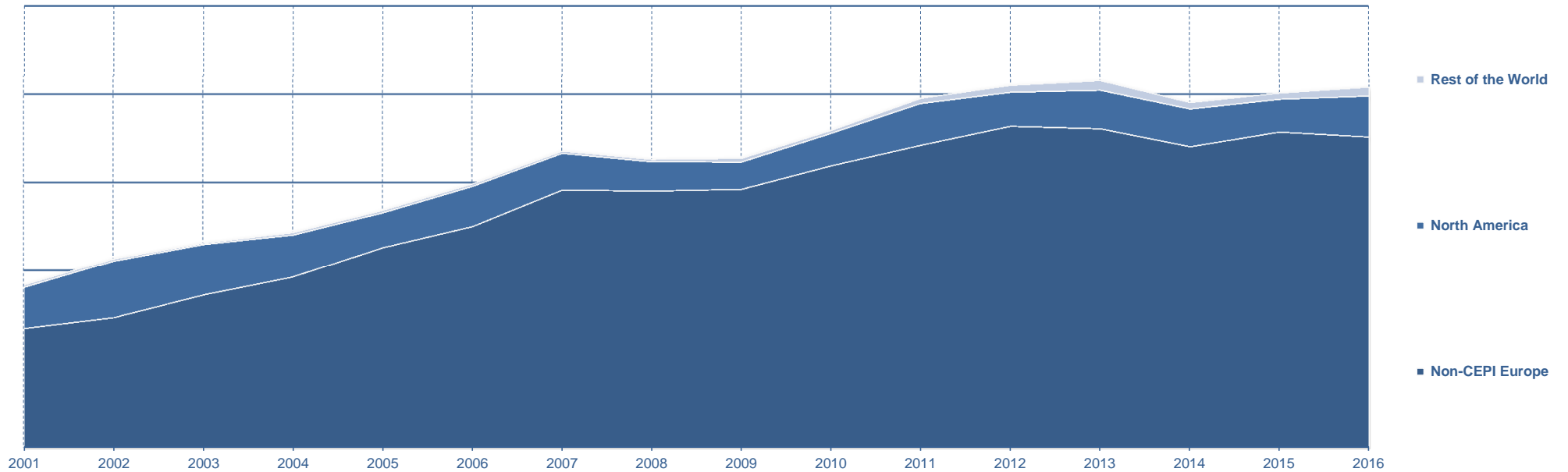
* Imports from outside CEPI



Evolution of CEPI Paper for Recycling Imports by Source Region

'000 Tonnes	2006	2007	2008	2009	2010	2011	2012	2013	2014	2015	2016	% of Total	% Chg 2016/2015
Non-CEPI Europe													
North America													
Latin America													
Asia													
Africa													
Rest of the World													
Total CEPI Imports													

MillionTonnes

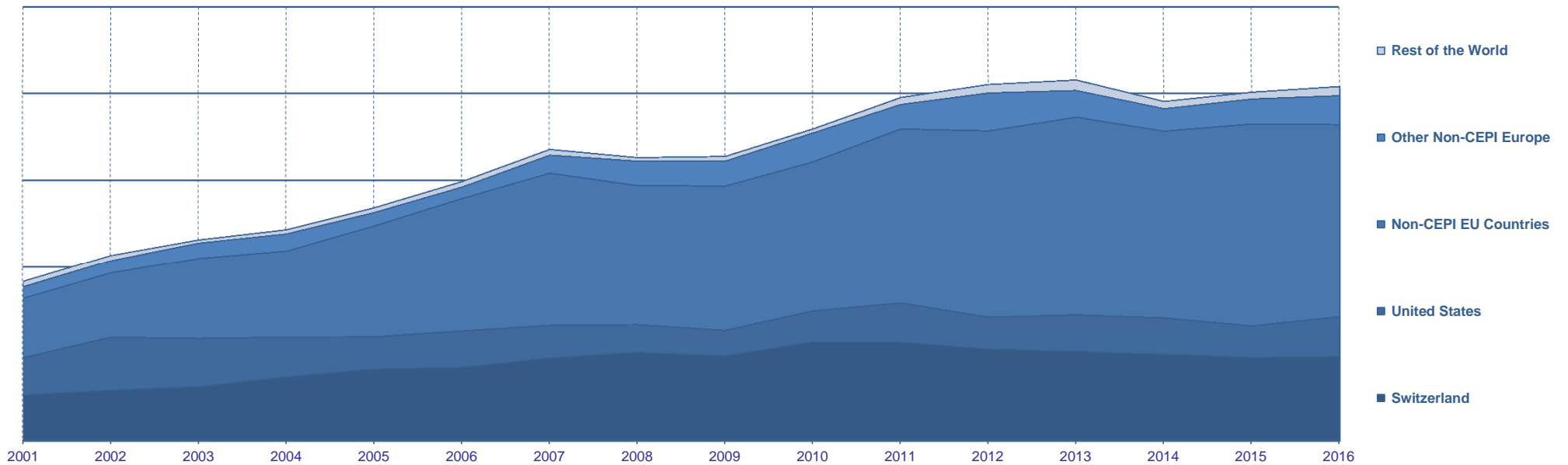




Evolution of CEPI Paper for Recycling Imports by Source Country

'000 Tonnes	2006	2007	2008	2009	2010	2011	2012	2013	2014	2015	2016	% Share of Total	% Chg 2016/2015
Switzerland													
United States													
Russia													
Non-CEPI EU Countries													
Other Europe													
Latin America													
Rest of the World													
Total CEPI Imports													

Million Tonnes



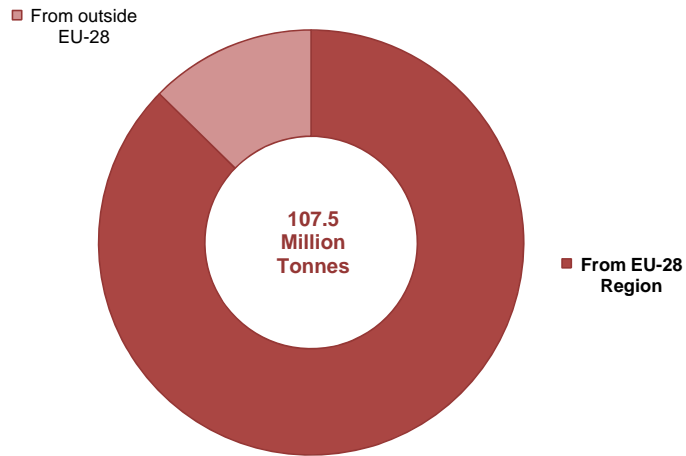
Part II

EU-28 Region



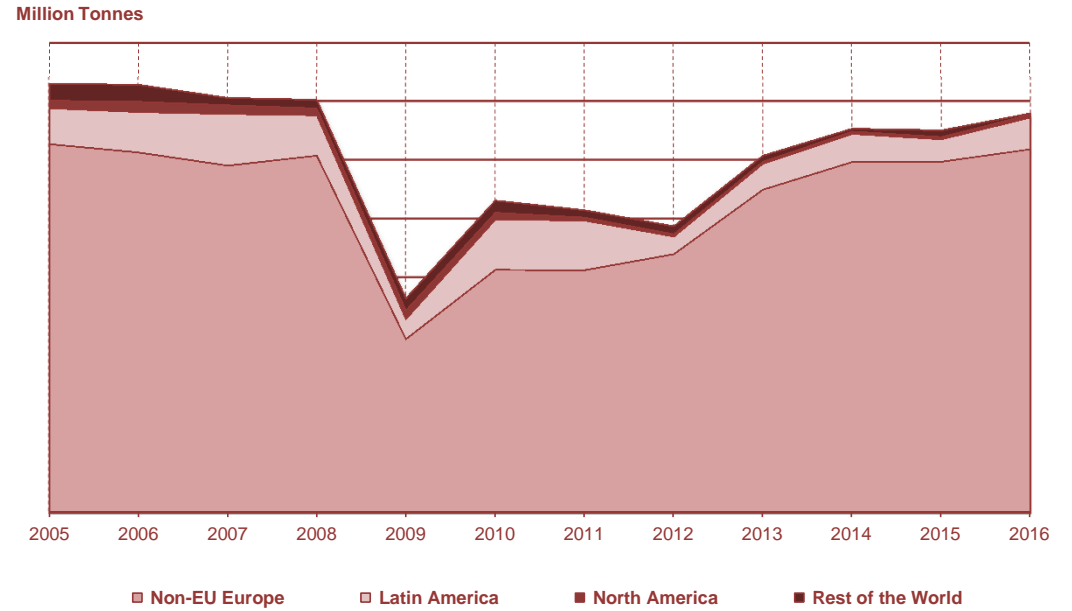


Origin of EU-28 Wood Consumption in 2016



Highlights

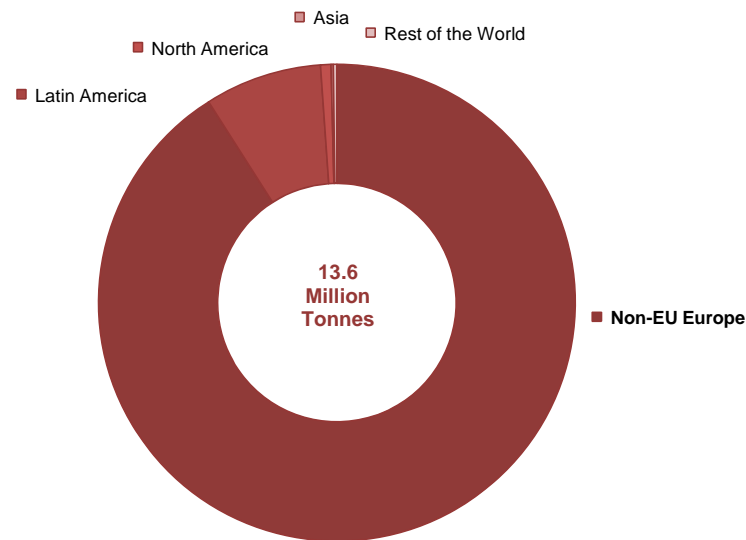
Origin of EU-28 Wood imports by Source Region



Highlights

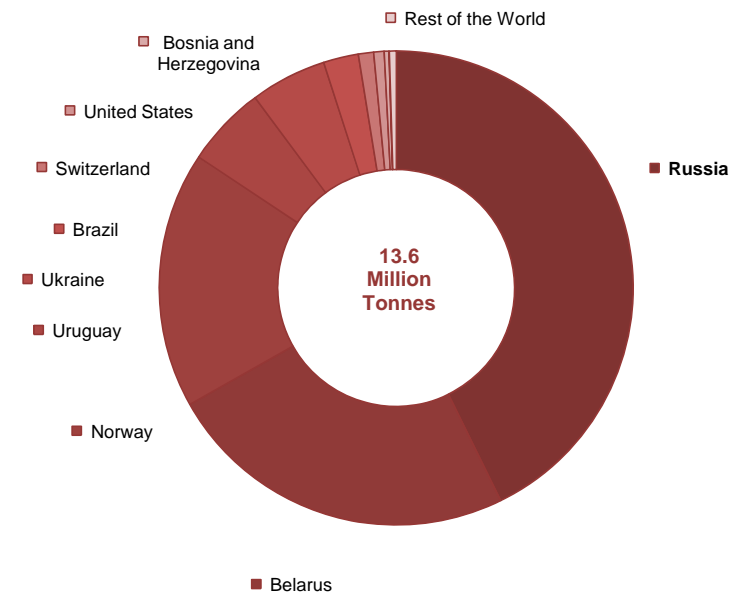


Origin of EU-28 Wood Imports by Source Region in 2016



Highlights

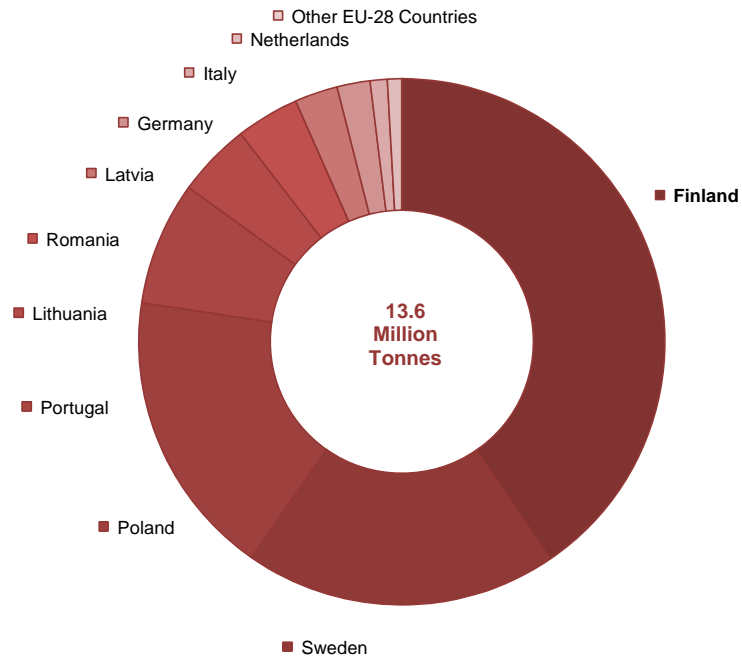
Origin of EU-28 Wood Imports by Source Country in 2016



Highlights



Biggest EU-28 Wood Importers in 2016*



Highlights

EU-28 Wood Imports by Country in 2016*

'000 Tonnes	Imports	% of Total
	Finland	
	Sweden	
	Poland	
	Portugal	
	Lithuania	
	Romania	
	Latvia	
	Germany	
	Italy	
	Netherlands	
	Austria	
	France	
	Czech Republic	
	Denmark	
	Hungary	
	Other EU-28 Countries	
	Total EU-28 Imports	

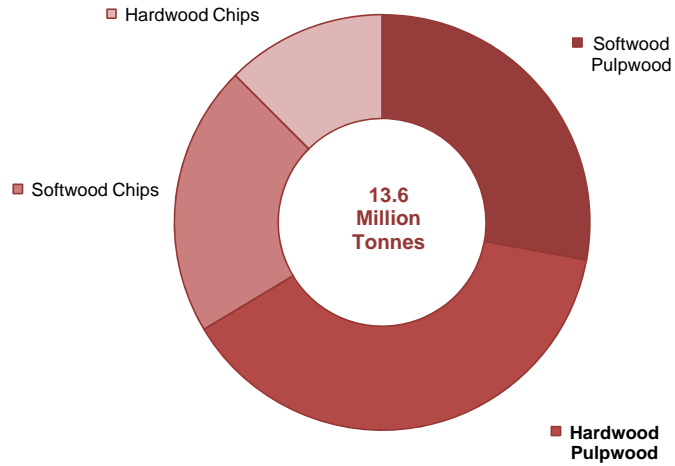
* Imports from outside EU Region

EU-28 Wood Imports by Importing Country and by Origin in 2016

'000 Tonnes	Russia	Belarus	Norway	Uruguay	Ukraine	Brazil	Switzerland	United States	Bosnia & Herzegovina	South Africa	Rest of the World	Total	% of Total
Finland													
Sweden													
Poland													
Portugal													
Lithuania													
Romania													
Latvia													
Germany													
Italy													
Netherlands													
Austria													
France													
Czech Republic													
Denmark													
Hungary													
Slovakia													
Ireland													
Estonia													
Other EU-28 Countries													
Total EU-28 Imports													



EU-28 Wood Imports by Grade in 2016



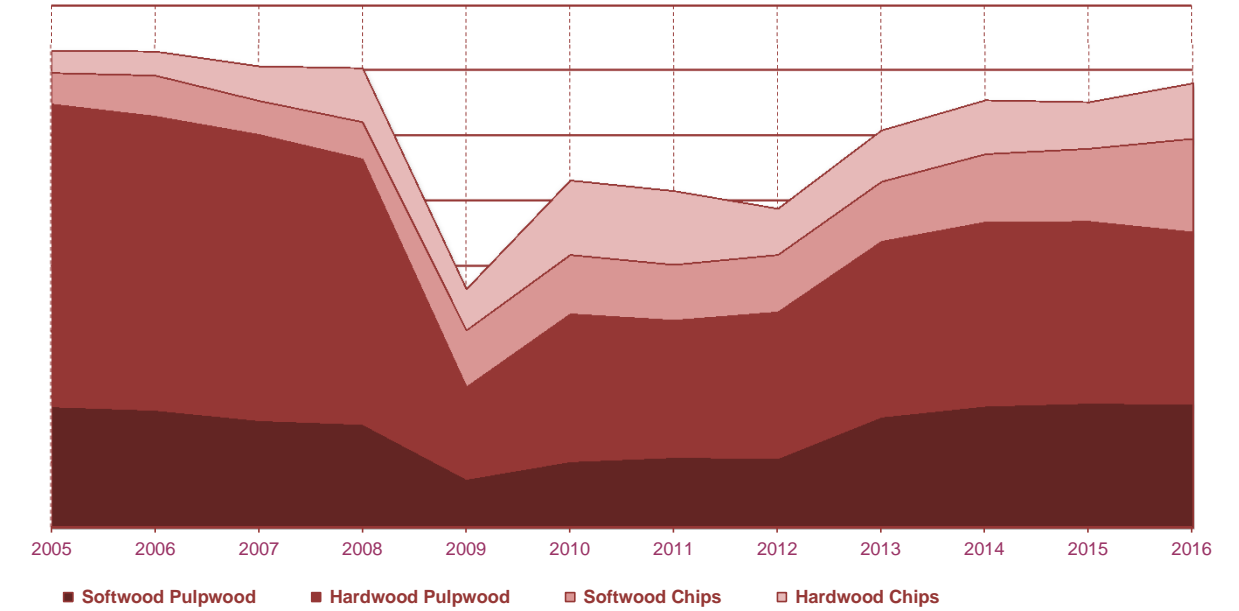
Highlights

Hardwood pulpwood accounted for 38.5% of all wood imported in EU-28 in 2016.

Imports of all hardwood took 51.0% of all wood imports into the EU-28 region in 2016.

EU-28 Wood Imports by Grade

Million Tonnes

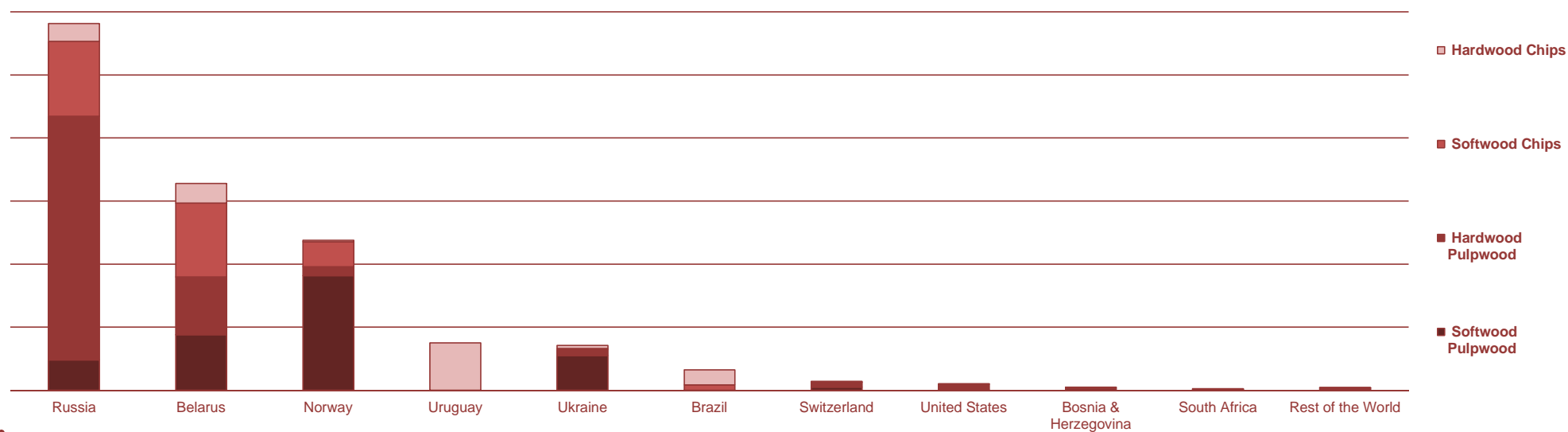




EU-28 Wood Imports by Source Country in 2016

'000 Tonnes	Softwood Pulpwood	Hardwood Pulpwood	Softwood Chips	Hardwood Chips	Total Wood	% of Total	% of Total Wood Consumption
Russia							
Belarus							
Norway							
Uruguay							
Ukraine							
Brazil							
Switzerland							
United States							
Bosnia & Herzegovina							
South Africa							
Rest of the World							
Total EU-28 Imports							

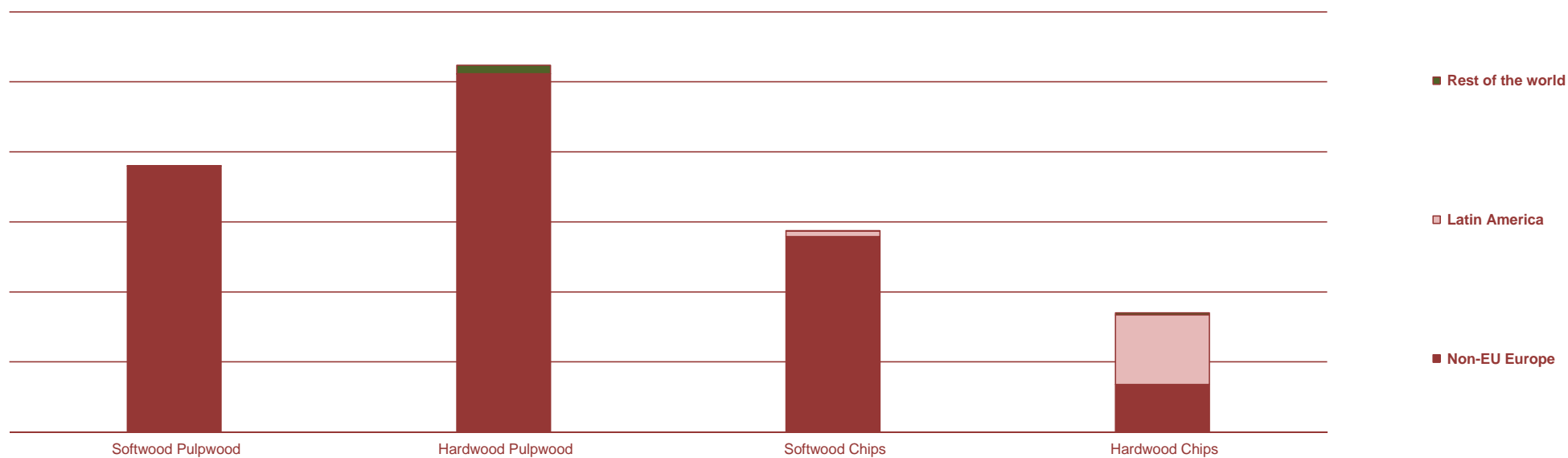
Million Tonnes



EU-28 Wood Imports by Source Region in 2016

'000 Tonnes	Softwood Pulpwood	Hardwood Pulpwood	Softwood Chips	Hardwood Chips	Total Wood	% of Total
Non-EU Europe						
Latin America						
North America						
Asia						
Africa						
Oceania						
Total EU-28 Imports						

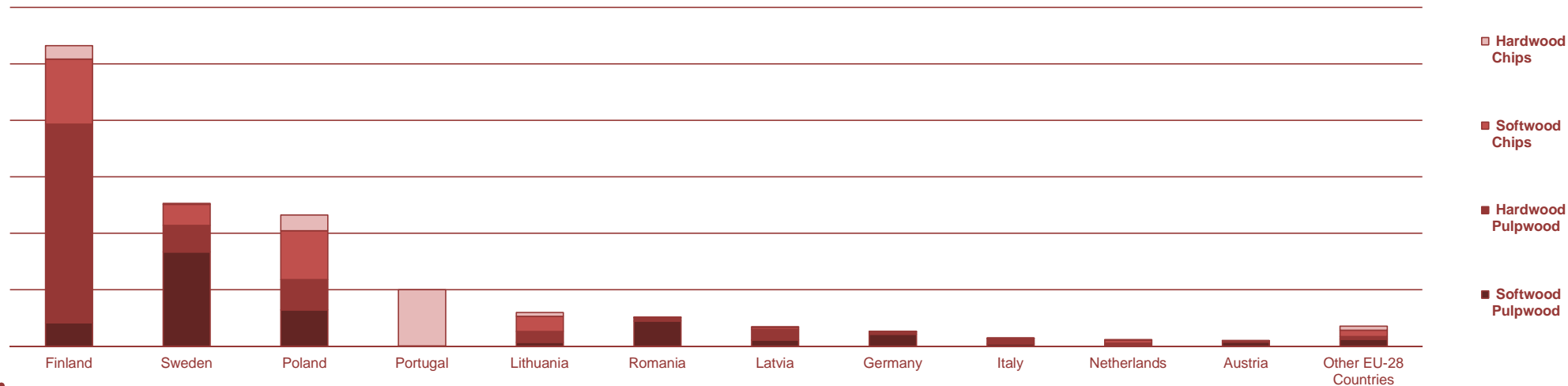
Million Tonnes



EU-28 Wood Imports by Importing Country in 2016

'000 Tonnes	Softwood Pulpwood	Hardwood Pulpwood	Softwood Chips	Hardwood Chips	Total Wood	% of Total
Finland						
Sweden						
Poland						
Portugal						
Lithuania						
Romania						
Latvia						
Germany						
Italy						
Netherlands						
Austria						
Other EU-28 Countries						
Total EU-28 Imports						

Million Tonnes

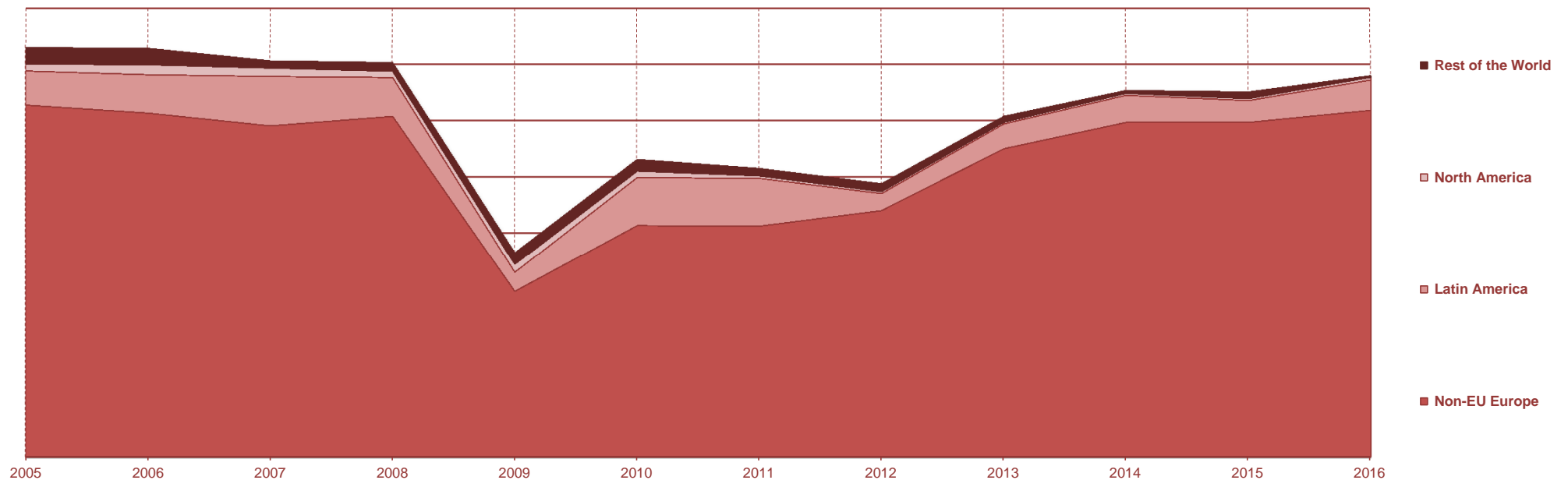




Evolution of EU-28 Wood Imports by Source Region

'000 Tonnes	2006	2007	2008	2009	2010	2011	2012	2013	2014	2015	2016	% of Total	% Chg 2016/2015
Non-EU Europe													
Latin America													
North America													
Asia													
Africa													
Rest of the World													
Total EU-28 Imports													

Million Tonnes

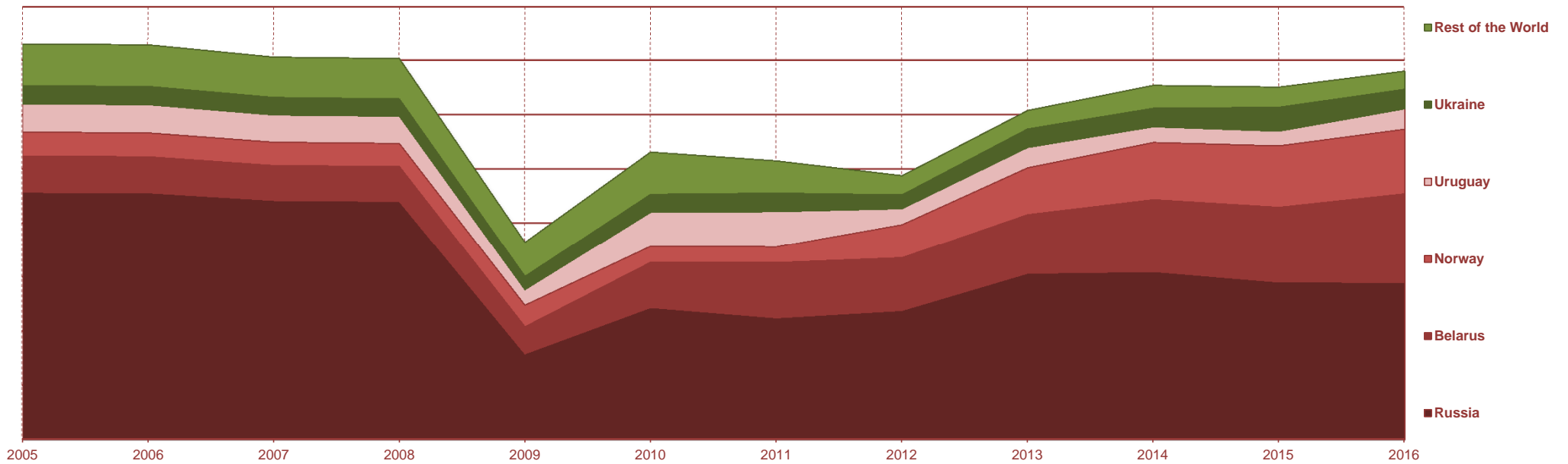




Evolution of EU-28 Wood Imports by Source Country

'000 Tonnes	2006	2007	2008	2009	2010	2011	2012	2013	2014	2015	2016	% of Total	% Chg 2016/2015
Russia													
Belarus													
Norway													
Uruguay													
Ukraine													
Brazil													
Switzerland													
Congo													
Rest of the World													
Total EU-28 Imports													

Million Tonnes

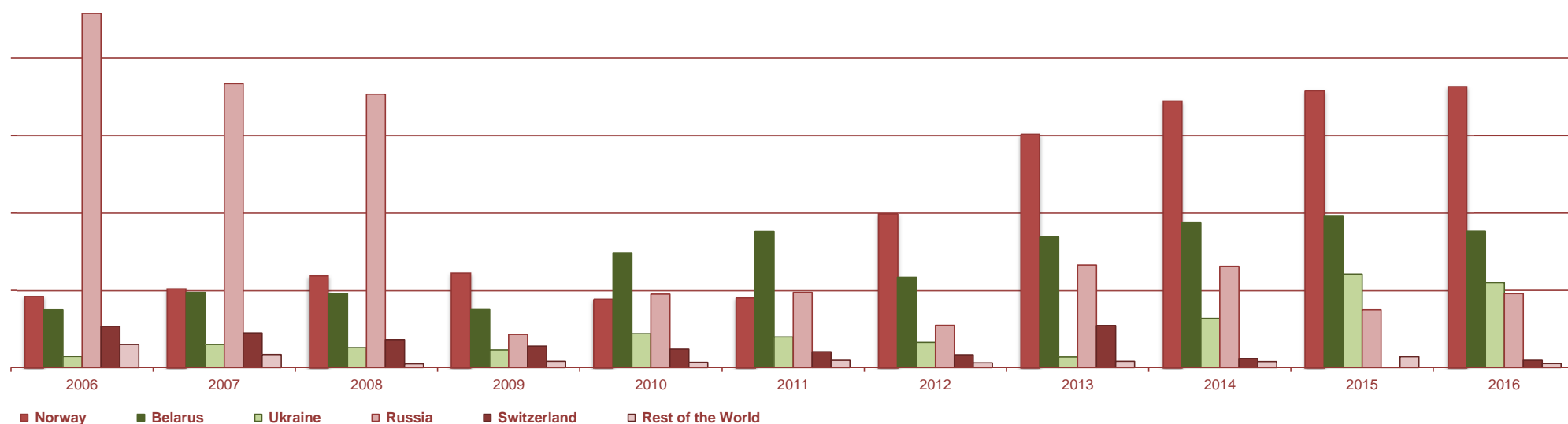




Evolution of EU-28 Imports of Softwood Pulpwood

'000 Tonnes	2006	2007	2008	2009	2010	2011	2012	2013	2014	2015	2016	% of Total	% Chg 2016/2015
Norway													
Belarus													
Russia													
Switzerland													
Ukraine													
Rest of the World													
Total EU-28 Imports													

Million Tonnes

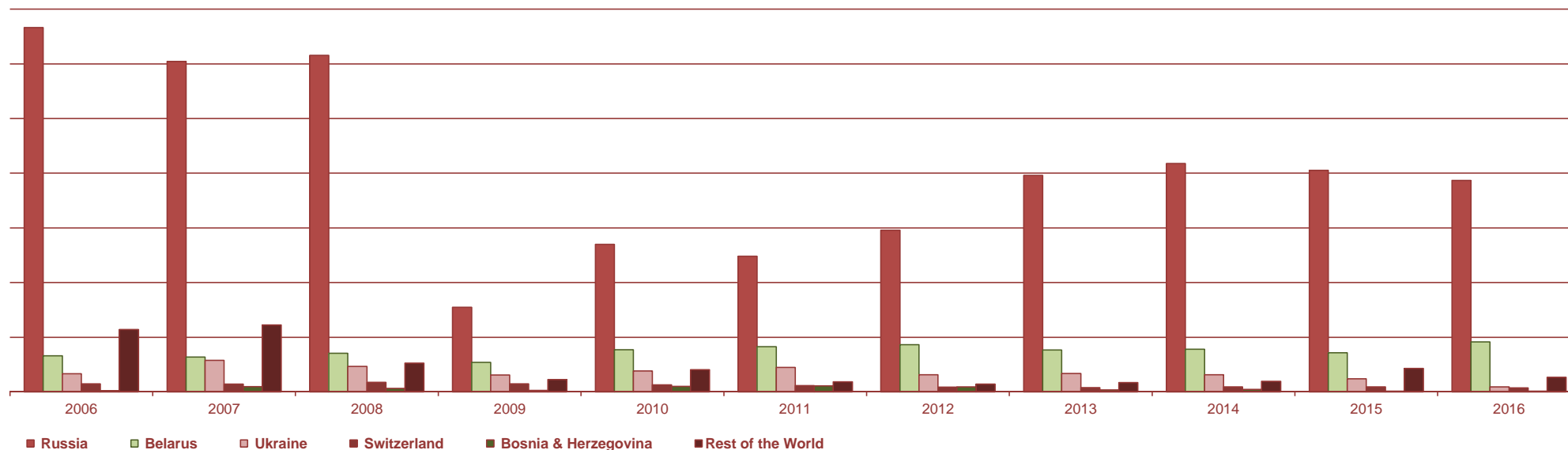




Evolution of EU-28 Imports of Hardwood Pulpwood

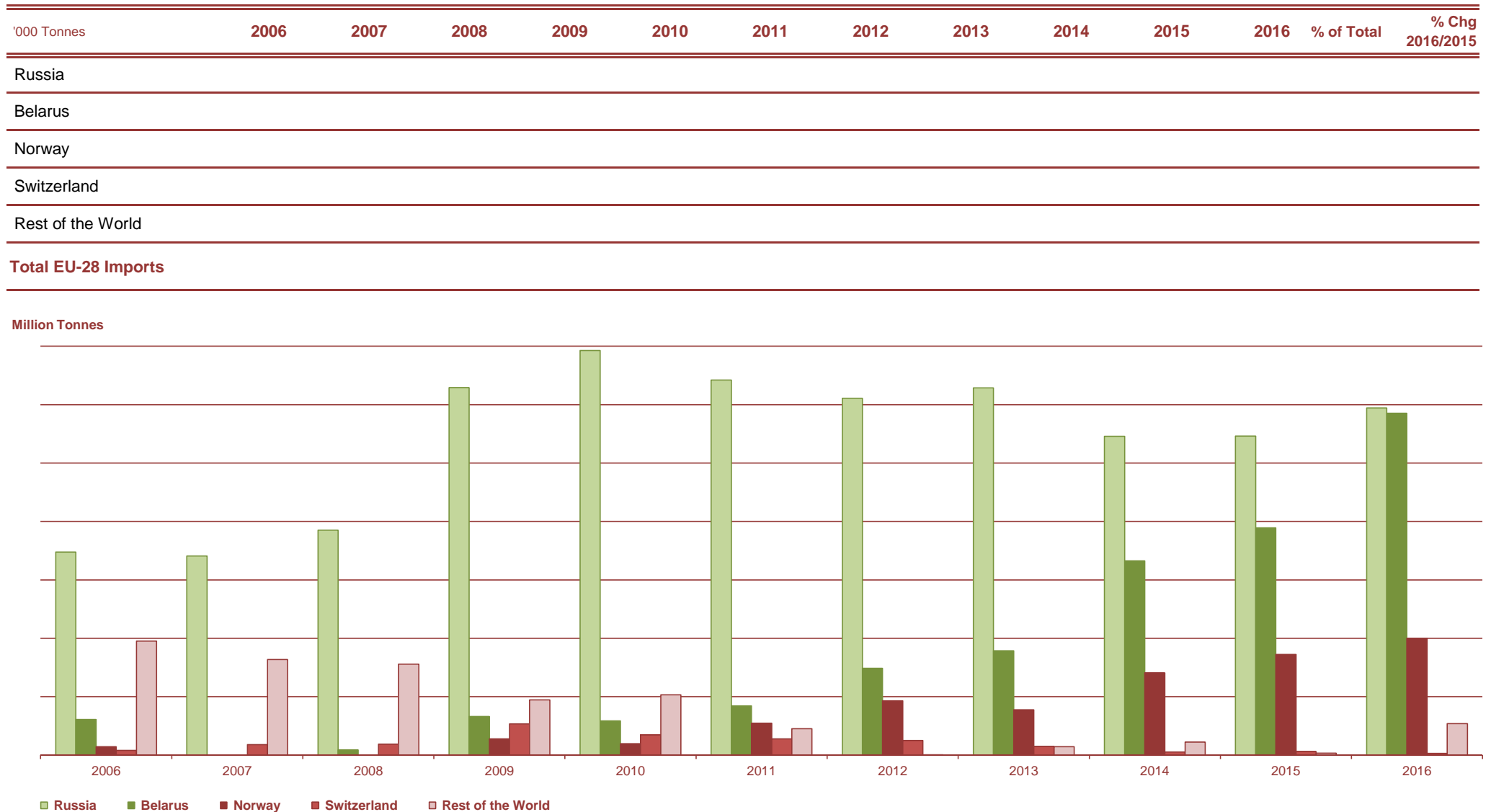
'000 Tonnes	2006	2007	2008	2009	2010	2011	2012	2013	2014	2015	2016	% of Total	% Chg 2016/2015
Russia													
Belarus													
Ukraine													
Switzerland													
Bosnia & Herzegovina													
Rest of the World													
Total EU-28 Imports													

Million Tonnes





Evolution of EU-28 Imports of Softwood Chips

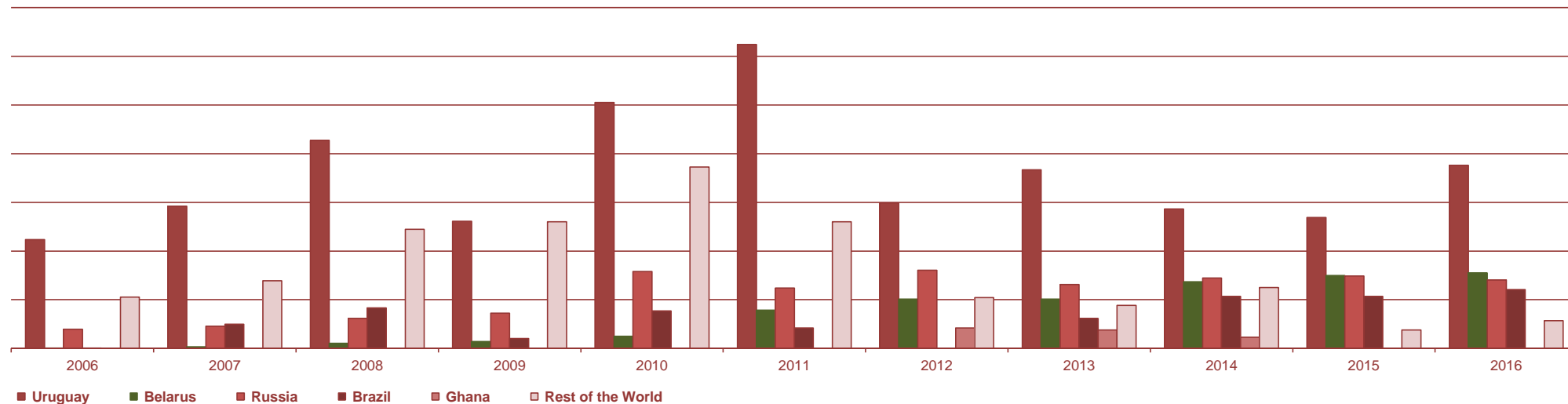




Evolution of EU-28 Imports of Hardwood Chips

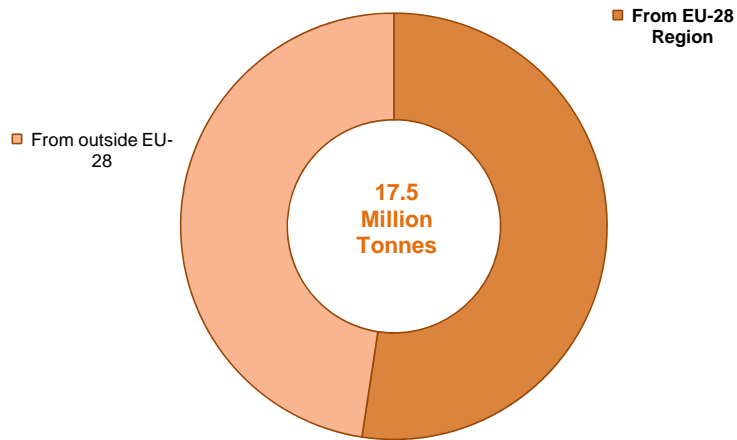
'000 Tonnes	2006	2007	2008	2009	2010	2011	2012	2013	2014	2015	2016	% of Total	% Chg 2016/2015
Uruguay													
Russia													
Belarus													
Brazil													
Ghana													
Congo													
Liberia													
Chile													
Rest of the World													
Total EU-28 Imports													

Million Tonnes





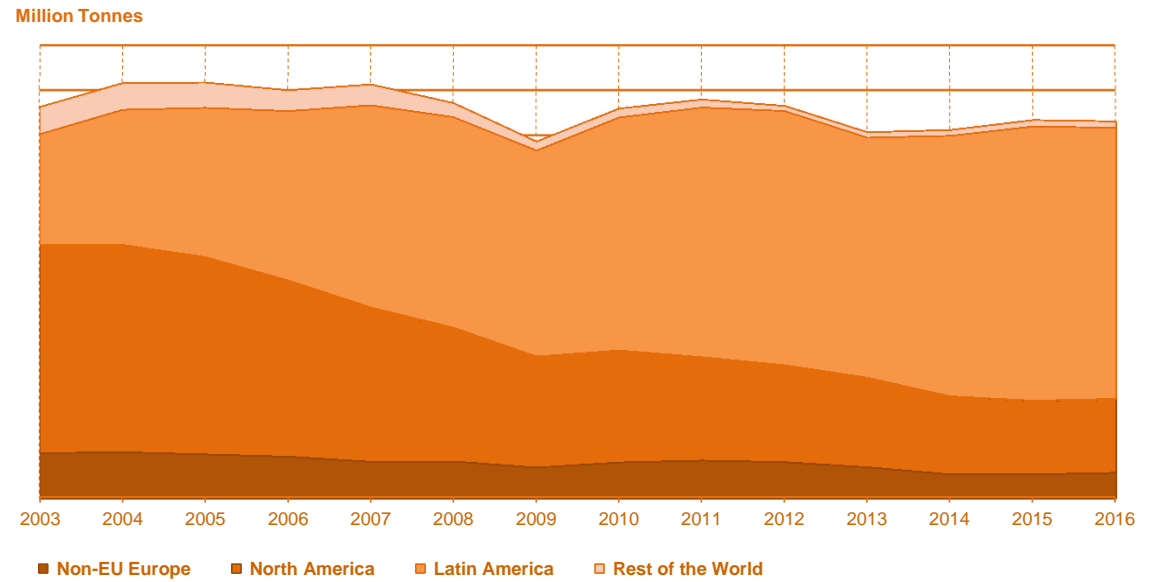
Origin of EU-28 Market Pulp Consumption* in 2016



*CEPI estimation

Highlights

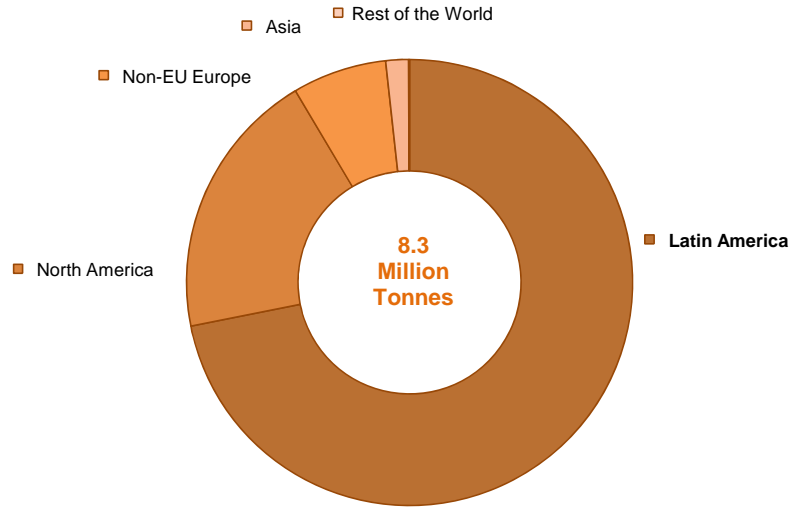
Origin of EU-28 Pulp imports by Source Region



Highlights

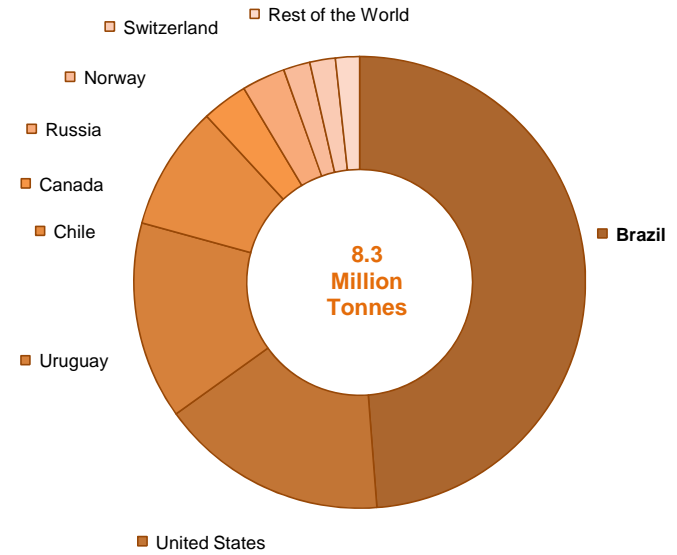


Origin of EU-28 Pulp Imports by Source Region in 2016



Highlights

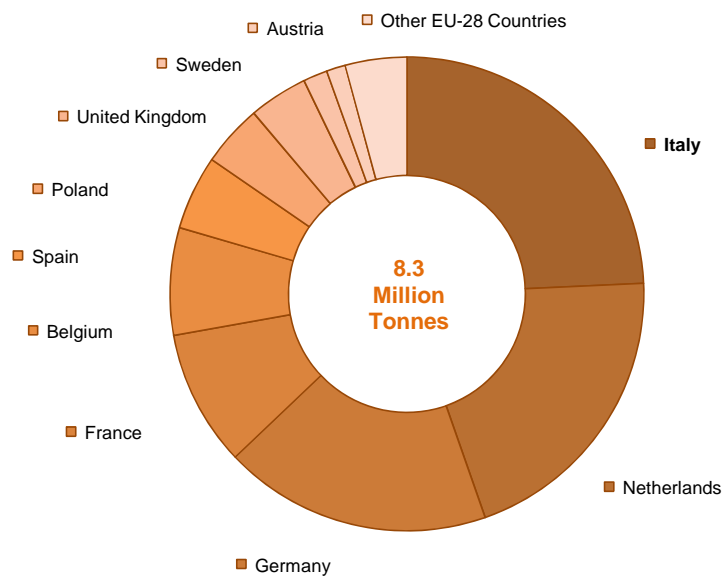
Origin of EU-28 Pulp Imports by Source Country in 2016



Highlights



Biggest EU-28 Pulp Importers in 2016*



Highlights

EU-28 Pulp Imports in 2016*

'000 Tonnes	Imports	% of Total
	Italy	
	Netherlands	
	Germany	
	France	
	Belgium	
	Spain	
	Poland	
	United Kingdom	
	Sweden	
	Austria	
	Slovenia	
	Denmark	
	Finland	
	Czech Republic	
	Greece	
	Hungary	
	Romania	
	Slovakia	
	Other EU-28 Countries	
	Total EU-28 Imports	

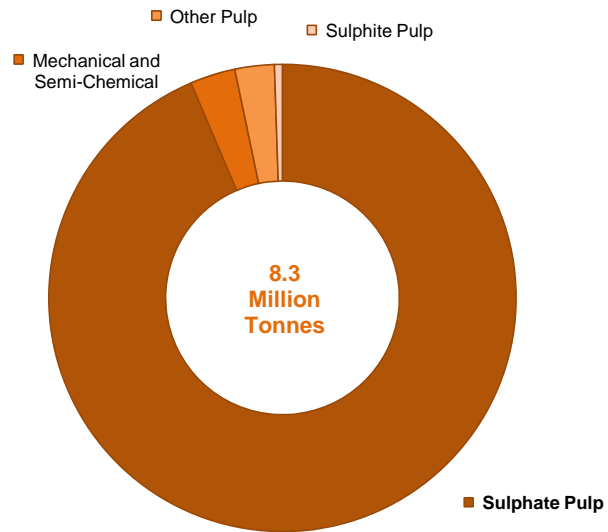
* Imports from outside EU Region

EU-28 Pulp Imports by Importing Country and by Origin in 2016

'000 Tonnes	Brazil	United States	Uruguay	Chile	Canada	Russia	Norway	Switzerland	Rest of the World	Total Imports	% of Total
Italy											
Netherlands											
Germany											
France											
Belgium											
Spain											
Poland											
United Kingdom											
Sweden											
Austria											
Slovenia											
Denmark											
Finland											
Czech Republic											
Greece											
Hungary											
Romania											
Slovakia											
Other EU-28 Countries											
Total EU-28 Imports											



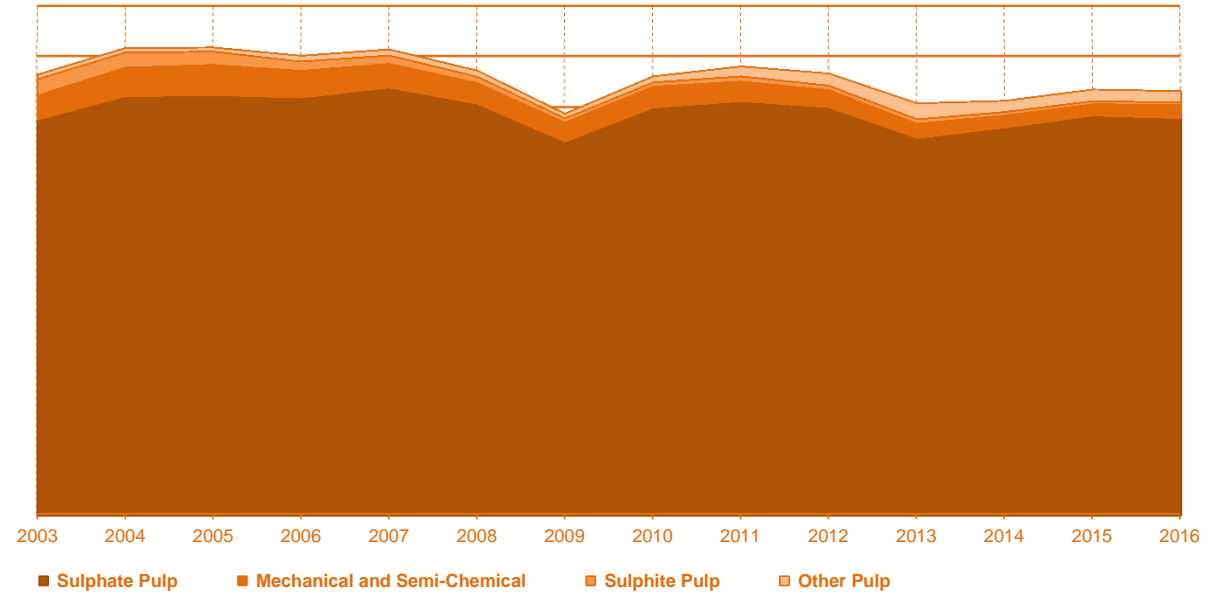
EU-28 Pulp Imports by Grade in 2016



Highlights

EU-28 Pulp Imports by Grade

Million Tonnes



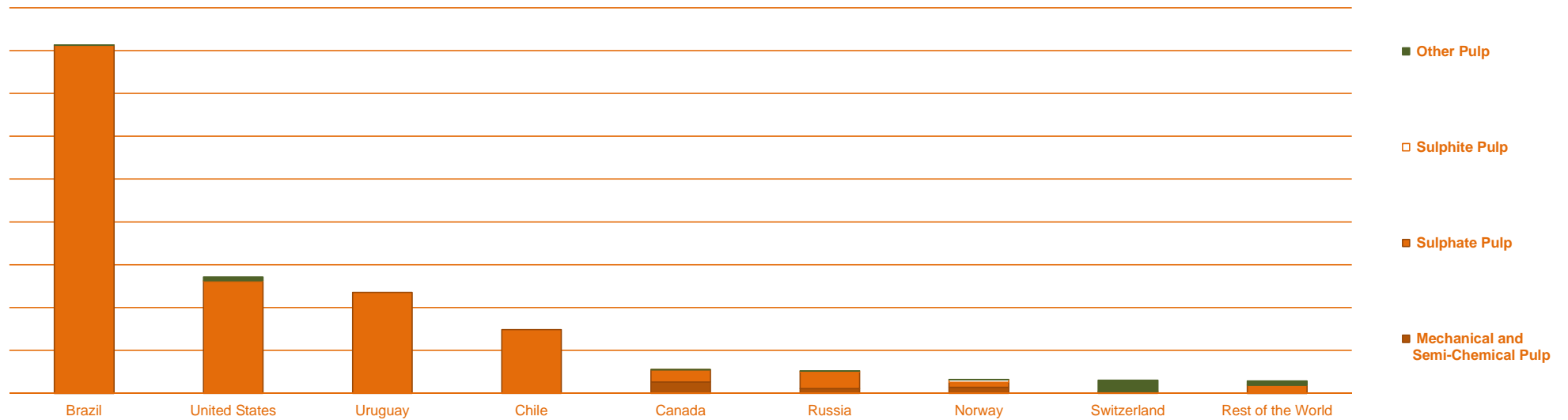
Highlights



EU-28 Pulp Imports by Source Country in 2016

'000 Tonnes	Mechanical and Semi-Chemical	Sulphate Pulp	Sulphite Pulp	Other Pulp	Total Pulp	% of total	% of EU Market Pulp Consumption
Brazil							
United States							
Uruguay							
Chile							
Canada							
Russia							
Norway							
Switzerland							
Rest of the World							
Total EU-28 Imports							

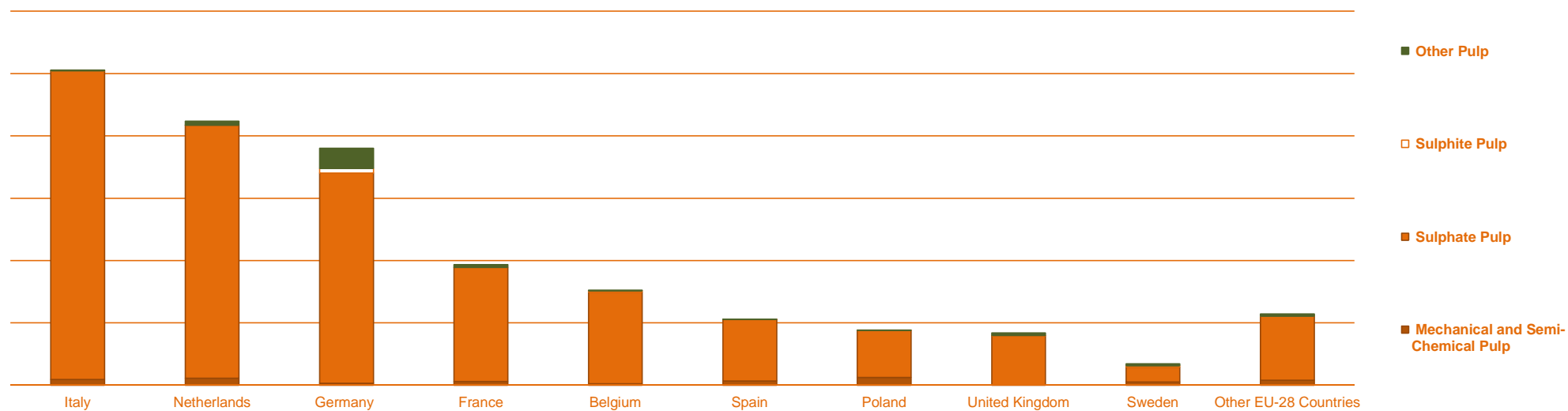
Million Tonnes



EU-28 Pulp Imports by Importing Country in 2016

'000 Tonnes	Mechanical and Semi-Chemical	Sulphate Pulp	Sulphite Pulp	Other Pulp	Total Pulp	% of total
Italy						
Netherlands						
Germany						
France						
Belgium						
Spain						
Poland						
United Kingdom						
Sweden						
Other EU-28 Countries						
Total EU-28 Imports						

Million Tonnes

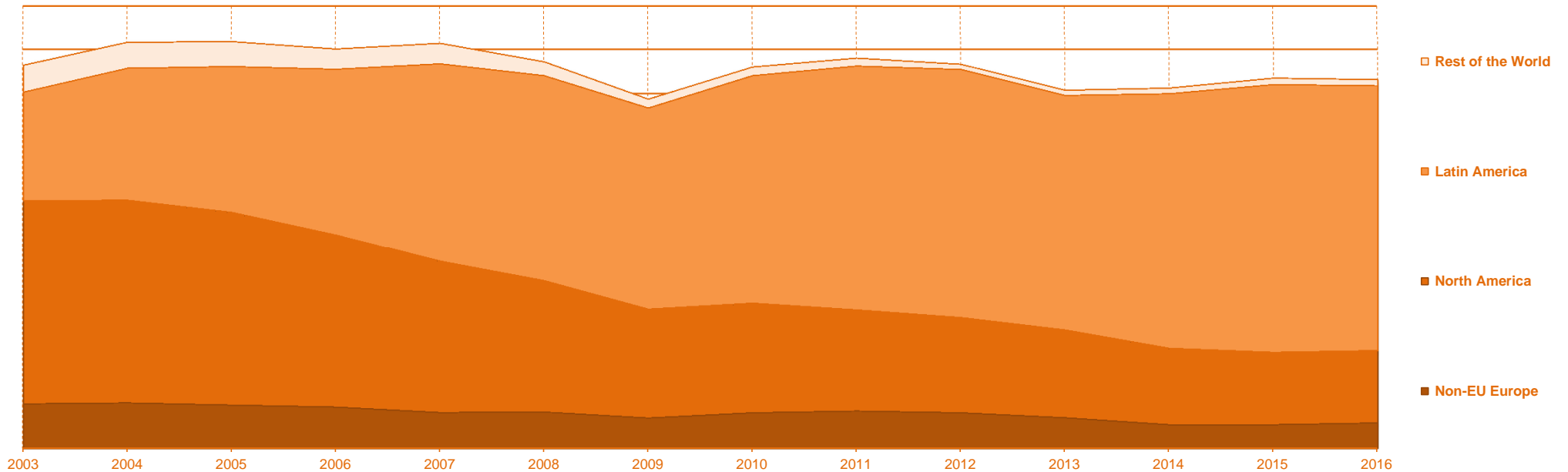




Evolution of EU-28 Pulp Imports by Source Region

'000 Tonnes	2006	2007	2008	2009	2010	2011	2012	2013	2014	2015	2016	% of Total	% Chg 2016/2015
Non-EU Europe													
North America													
Latin America													
Asia													
Africa													
Rest of the World													
Total EU-28 Imports													

Million Tonnes

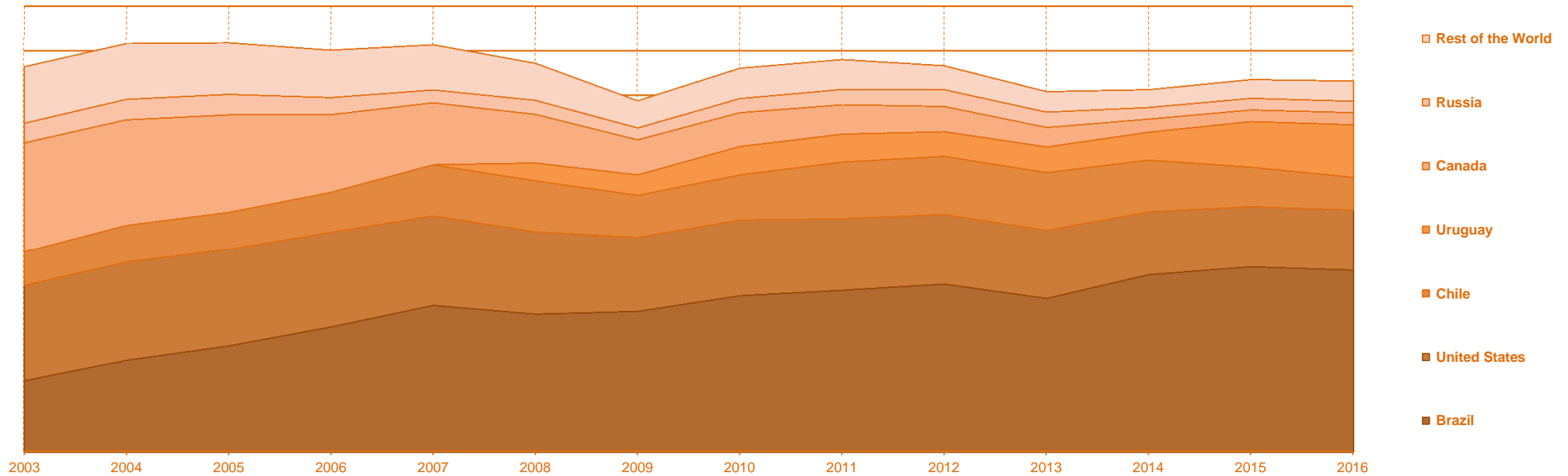




Evolution of EU-28 Pulp Imports by Source Country

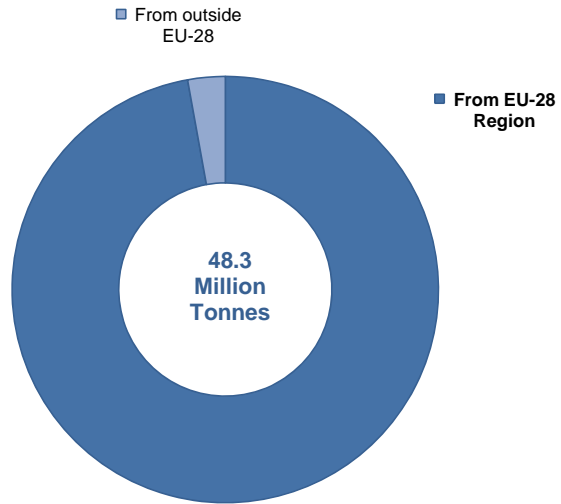
'000 Tonnes	2006	2007	2008	2009	2010	2011	2012	2013	2014	2015	2016	% of Total	% Chg 2016/2015
Brazil													
United States													
Chile													
Uruguay													
Canada													
Russia													
Norway													
Switzerland													
Rest of the World													
Total EU-28 Imports													

Million Tonnes



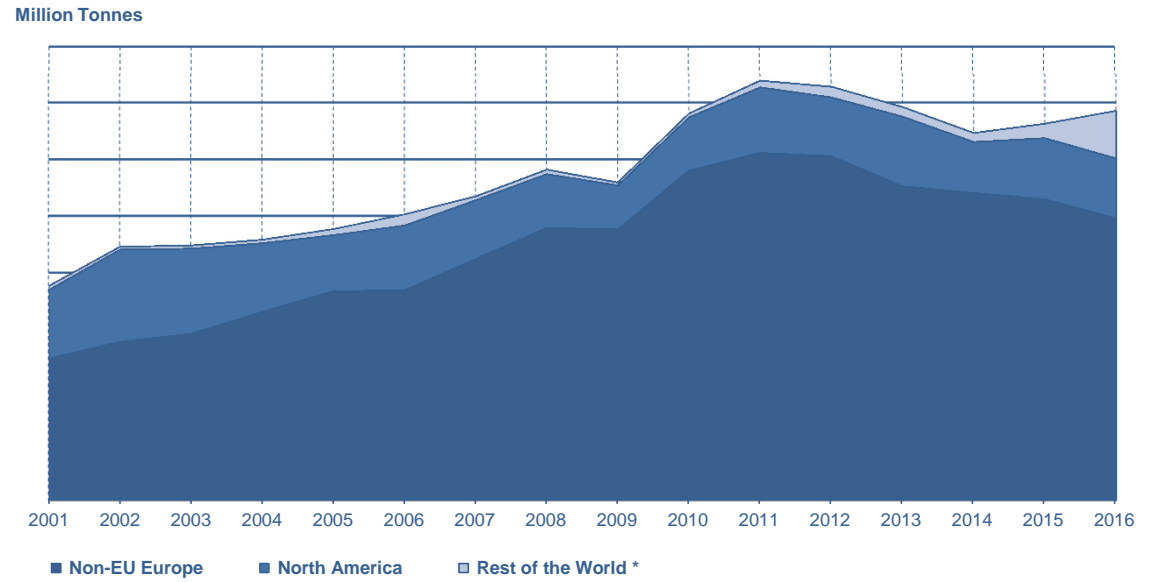


Origin of EU-28 Paper for Recycling Utilisation in 2016



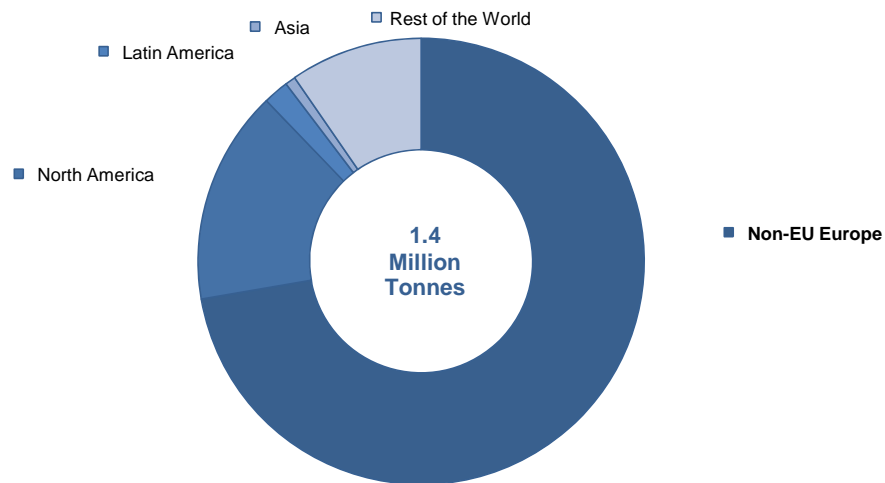
Highlights

Origin of EU-28 Paper for Recycling imports by Source Region



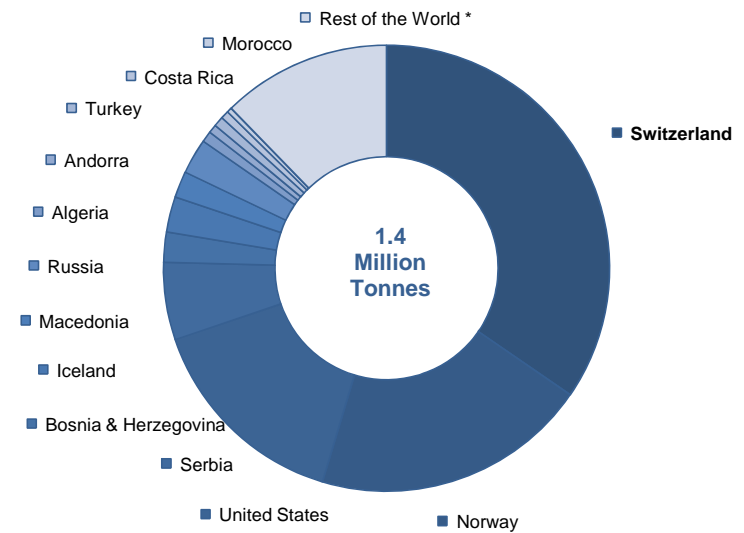
Highlights

Origin of EU-28 Paper for Recycling Imports by Source Region in 2016



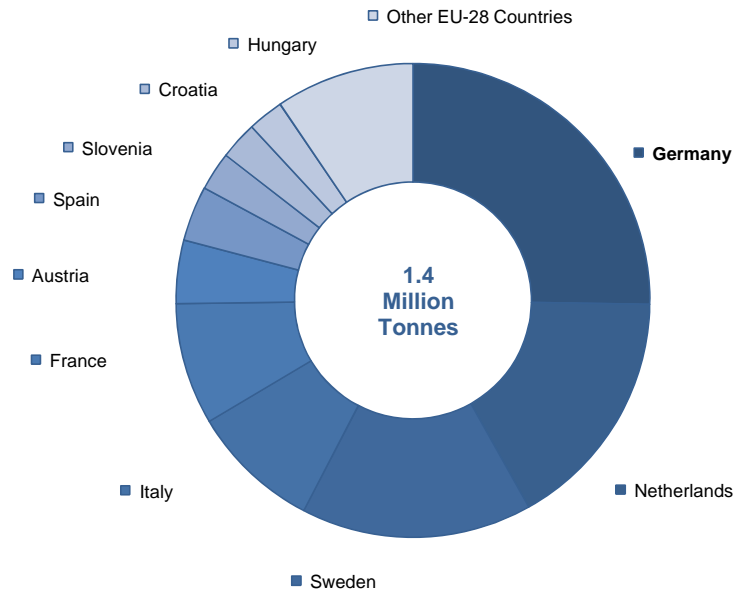
Highlights

Origin of EU-28 Paper for Recycling Imports by Source Country in 2016



Highlights

Biggest EU-28 Paper for Recycling Importers in 2016*



Highlights

EU-28 Paper for Recycling Imports in 2016*

'000 Tonnes	Imports	% of total
	Germany	
	Netherlands	
	Sweden	
	Italy	
	France	
	Austria	
	Spain	
	Slovenia	
	Croatia	
	Hungary	
	Denmark	
	Finland	
	Bulgaria	
	Greece	
	Belgium	
	Poland	
	Romania	
	Lithuania	
	United Kingdom	
	Other EU-28 Countries	
	Total EU-28 Imports	

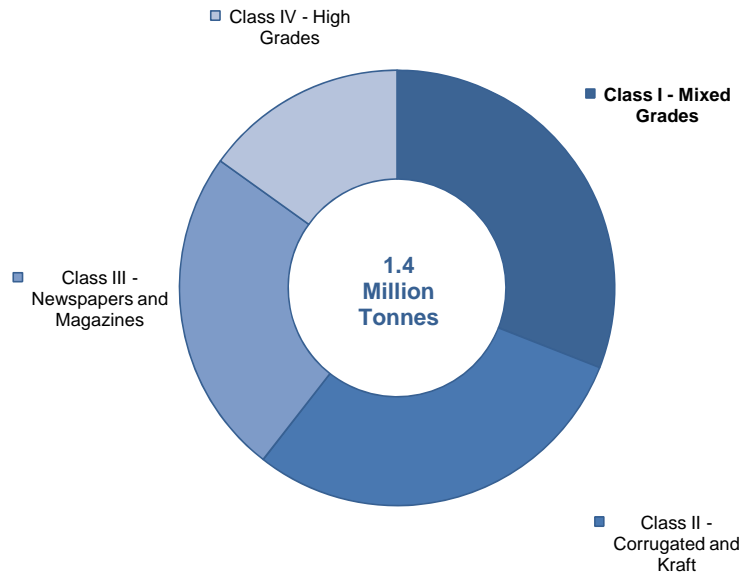
* Imports from outside EU Region

EU-28 Paper for Recycling Imports by Importing Country and by Origin in 2016

'000 Tonnes	Switzerland	Norway	United States	Serbia	Iceland	Russia	Bosnia & Herzegovina	Macedonia	Rest of the World	Total Imports	% of Total
Germany											
Netherlands											
Sweden											
Italy											
France											
Austria											
Spain											
Slovenia											
Croatia											
Hungary											
Denmark											
Finland											
Bulgaria											
Greece											
Belgium											
Poland											
Romania											
Lithuania											
Other EU-28 Countries											
Total EU-28 Imports											

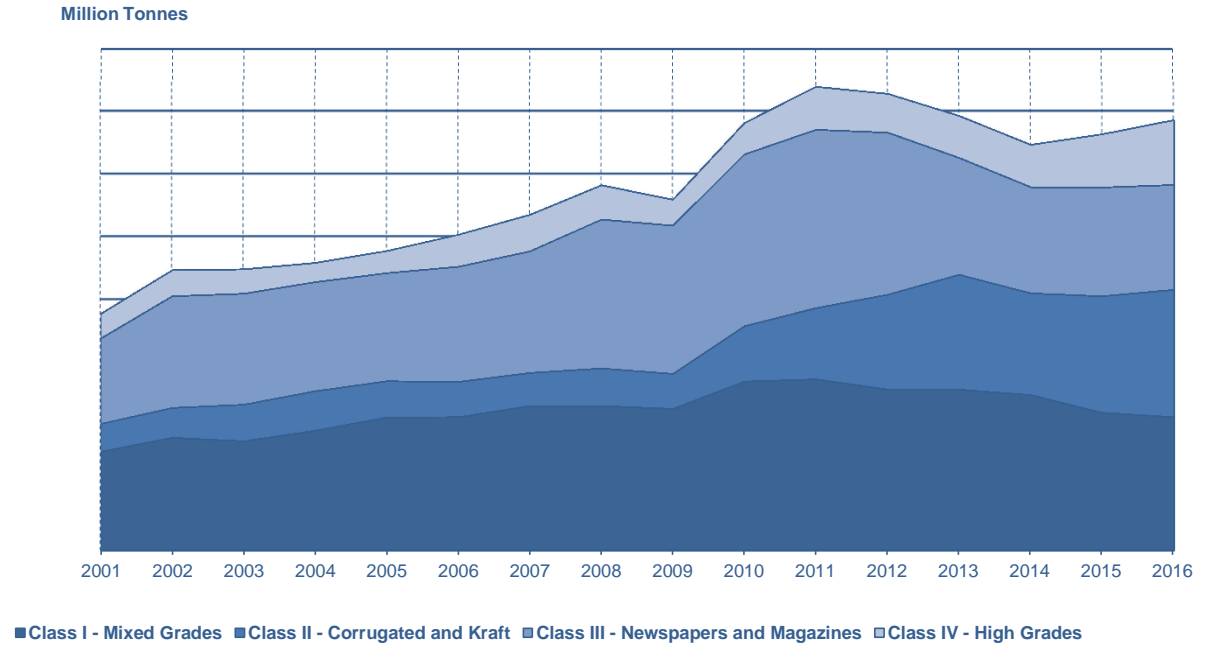


EU-28 Paper for Recycling Imports by Grade in 2016



Highlights

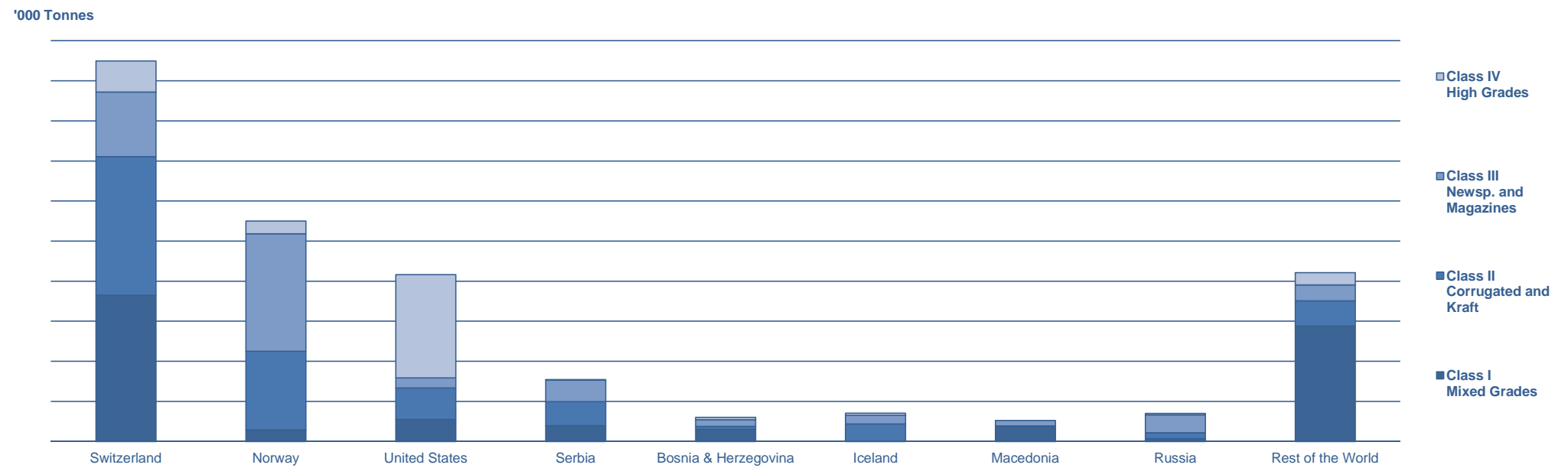
EU-28 Paper for Recycling Imports by Grade



Highlights

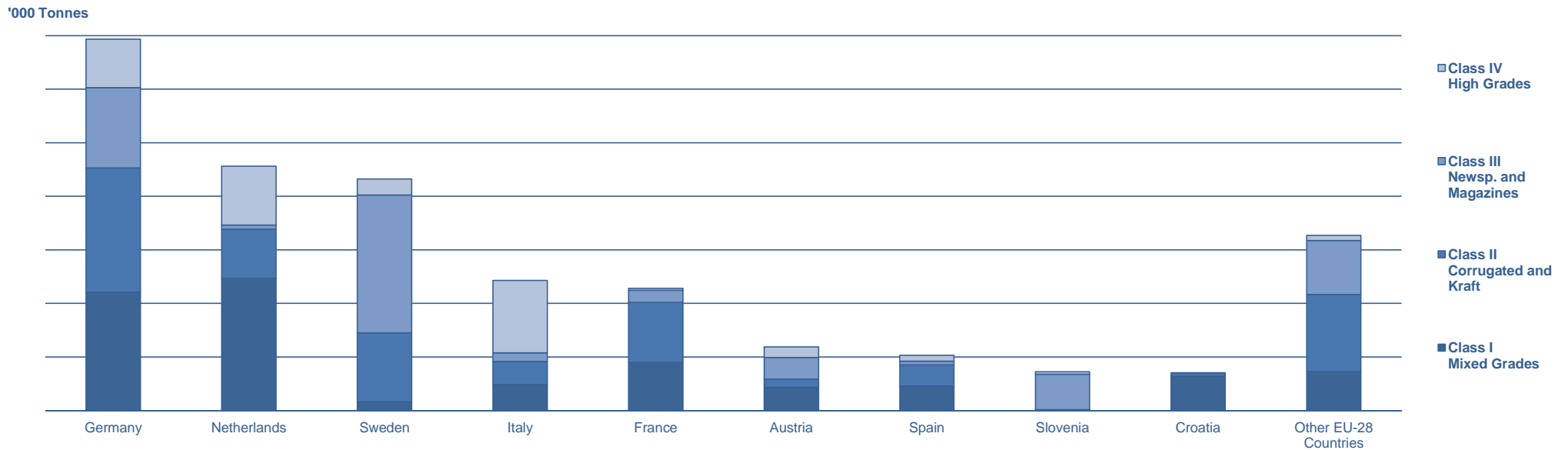
EU-28 Paper for Recycling Imports by Source Country in 2016

'000 Tonnes	Class I Mixed Grades	Class II Corrugated and Kraft	Class III Newsp. and Magazines	Class IV High Grades	Total Paper for Recycling	% of Total	% of Paper for Recycling Utilisation
Switzerland							
Norway							
United States							
Serbia							
Bosnia & Herzegovina							
Iceland							
Macedonia							
Russia							
Rest of the World							
Total EU-28 Imports							



EU-28 Paper for Recycling Imports by Importing Country in 2016

'000 Tonnes	Class I Mixed Grades	Class II Corrugated and Kraft	Class III Newsp. and Magazines	Class IV High Grades	Total Paper for Recycling	% of Total
Germany						
Netherlands						
Sweden						
Italy						
France						
Austria						
Spain						
Slovenia						
Croatia						
Other EU-28 Countries						
Total EU-28 Imports						

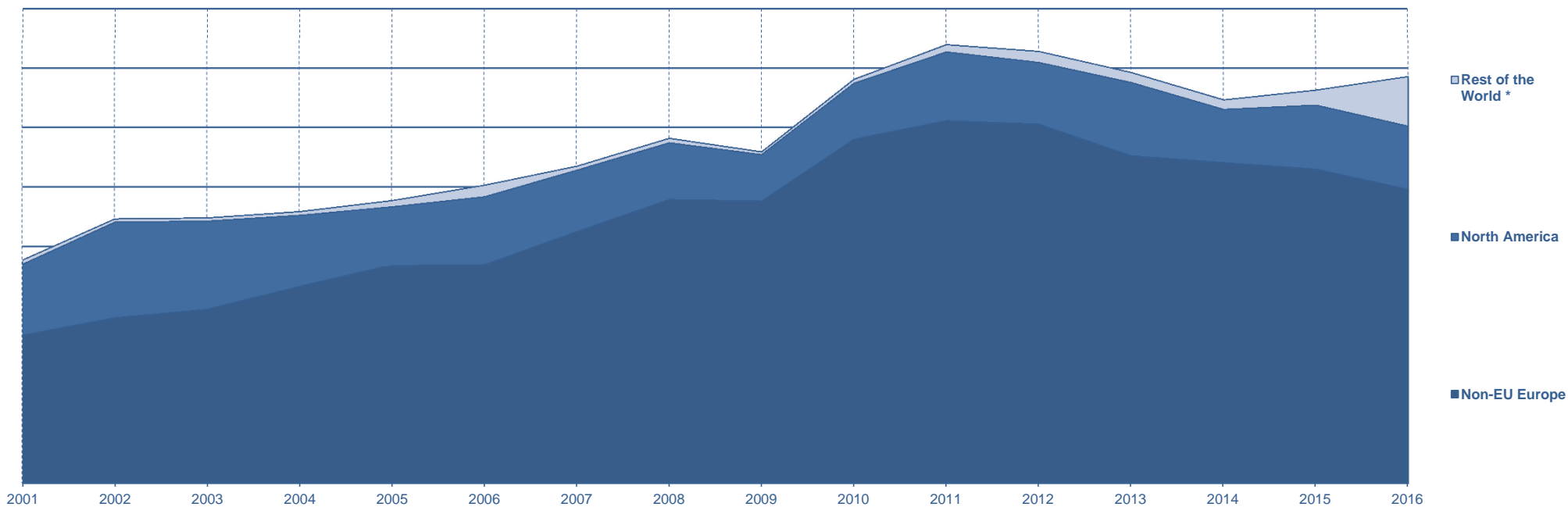


Evolution of EU-28 Paper for Recycling Imports by Source Region

'000 Tonnes	2006	2007	2008	2009	2010	2011	2012	2013	2014	2015	2016	% of Total	% Chg 2016/2015
Non-EU Europe													
North America													
Latin America													
Asia													
Rest of the World *													
Total EU-28 Imports													

* Rest of the World includes 100 000 tonnes imported from "not determined countries" in 2016 (source: Eurostat).

Million Tonnes

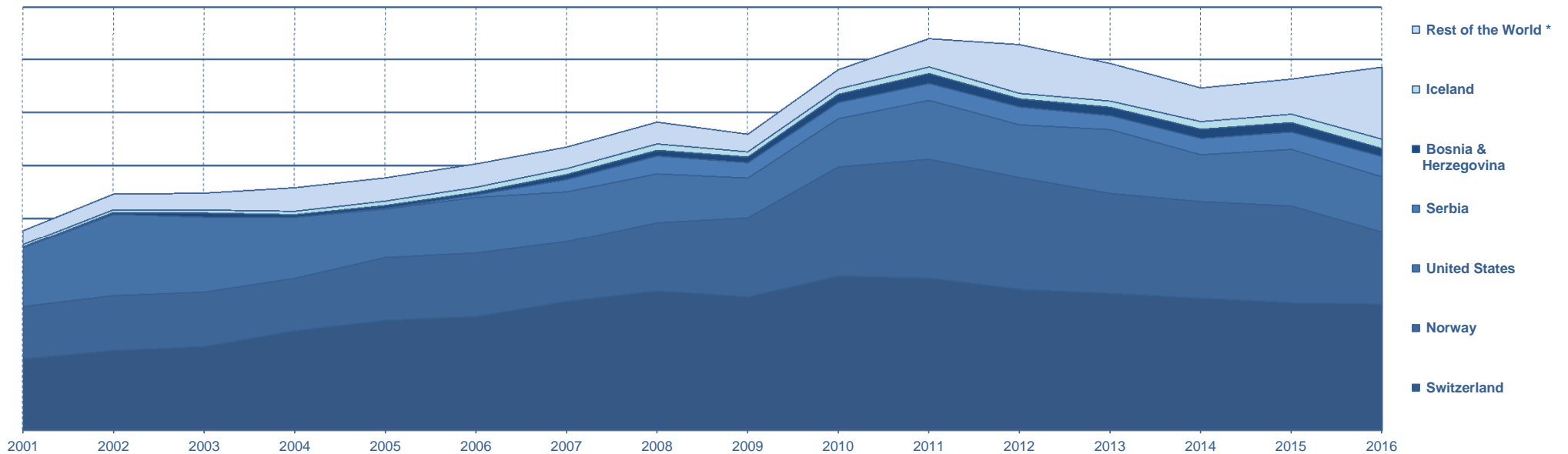


Evolution of EU-28 Paper for Recycling Imports by Source Country

'000 Tonnes	2006	2007	2008	2009	2010	2011	2012	2013	2014	2015	2016	% of Total	% Chg 2016/2015
Switzerland													
Norway													
United States													
Serbia													
Bosnia & Herzegovina													
Iceland													
Macedonia													
Russia													
Rest of the World *													
Total EU-28 Imports													

* Rest of the World includes 100 000 tonnes imported from "not determined countries" in 2016 (source: Eurostat).

Million Tonnes



CEPI uses the European Union Geonomenclature for its statistics

Europe

CEPI Countries

Austria, Belgium, Czech Republic, Finland, France, Germany, Hungary, Italy, The Netherlands, Norway, Poland, Portugal, Romania, Slovak Republic, Slovenia, Spain, Sweden, United Kingdom.

Other Europe than CEPI Countries

Albania, Andorra, Belarus, Bosnia-Herzegovina, Bulgaria, Croatia, Cyprus, Denmark, Estonia, Faeroe Islands, Gibraltar, Greece, Iceland, Ireland, Isle of Man, Kosovo, Latvia, Liechtenstein, Lithuania, Luxembourg, Macedonia, Malta, Moldova (Republic of), Monaco, Montenegro, Russia, San Marino, Serbia, Svalbard & Jan Mayen Islands, Switzerland, Turkey, Ukraine, Vatican City State.

EU-28 Countries

Austria, Belgium, Bulgaria, Croatia, Cyprus, Czech Republic, Denmark, Estonia, Finland, France, Germany, Greece, Hungary, Ireland, Italy, Latvia, Lithuania, Luxembourg, Malta, The Netherlands, Poland, Portugal, Romania, Slovak Republic, Slovenia, Spain, Sweden, United Kingdom.

Africa

Algeria, Angola, Benin, Botswana, British Indian Ocean Territory, Burkina Faso, Burundi, Cameroon, Cape Verde, Central African Republic, Ceuta, Chad, Comoros, Congo, Congo (Democratic Republic), Cote d'Ivoire, Djibouti, Egypt, Equatorial Guinea, Eritrea, Ethiopia, Gabon, Gambia, Ghana, Guinea, Guinea-Bissau, Kenya, Lesotho, Liberia, Libyan Arab Jamahiriya, Madagascar, Malawi, Mali, Mauritania, Mauritius, Mayotte, Melilla, Morocco, Mozambique, Namibia, Niger, Nigeria, Reunion, Rwanda, Saint Helena, Sao Tome and Principe, Senegal, Seychelles, Sierra Leone, Somalia, South Africa, Sudan, Swaziland, Tanzania, Togo, Tunisia, Uganda, Western Sahara, Zambia, Zimbabwe.

Asia

Afghanistan, Armenia, Azerbaijan, Bahrain, Bangladesh, Bhutan, Brunei, Darussalam, Cambodia, China, Georgia, Hong Kong, India, Indonesia, Iran, Iraq, Israel, Japan, Jordan, Kazakhstan, Korea (Democratic People's Republic of), Korea (Republic of(S)), Kuwait, Kyrgyzstan, Lao People's Democratic Republic, Lebanon, Macao, Malaysia, Maldives, Mongolia, Myanmar, Nepal, Oman, Pakistan, Philippines, Qatar, Saudi Arabia, Singapore, Sri Lanka, Syrian Arab Republic, Taiwan, Tajikistan, Thailand, Timor Leste, Turkmenistan, United Arab Emirates, Uzbekistan, Viet Nam, West bank /Gaza, Yemen.

Latin America

Anguilla, Antigua & Barbuda, Argentina, Aruba, Bahamas, Barbados, Belize, Bermuda, Bolivia, Brazil, Cayman Islands, Chile, Colombia, Costa Rica, Cuba, Dominica, Dominican Republic, Ecuador, El Salvador, Falkland Islands (Malvinas), French Guiana, Grenada, Guadeloupe, Guatemala, Guyana, Haiti, Honduras, Jamaica, Martinique, Mexico, Montserrat, Netherlands Antilles, Nicaragua, Panama, Paraguay, Peru, Puerto Rico, Saint Kitts and Nevis, Saint Lucia, Saint Vincent & Grenadines, Sint-Maarten (France), Suriname, Trinidad & Tobago, Turks & Caicos Islands, Uruguay, Venezuela, Virgin Islands (British), Virgin Islands (U.S.).

North America

Canada, Greenland, Saint Pierre and Miquelon, United States.

Rest of the World

American Samoa, Antarctica, Australia, Bouvet Island, Christmas Island, Cocos (Keeling) Islands, Cook Islands, Fiji, French Polynesia, French Southern Territories, Guam, Hawaiian Islands (U.S.), Heard & McDonald Islands, Kiribati, Marshall Islands, Micronesia (Federated States of), Nauru, New Caledonia, New Zealand, Niue, Norfolk Island, Northern Mariana Islands, Palau, Papua New Guinea, Pitcairn, Samoa, Salomon Islands, South Georgia & South Sandwich Islands, Tokelau, Tonga, Tuvalu, US Minor Outlying Islands, Vanuatu, Wallis & Futuna Islands.